

Row Labels	Distinct Count of SPID
------------	------------------------

Contrary to the public interest	2
	2
	1
	1
	2
	2
	1
	1
	2
	4
Special school	4
Contrary to the public interest	4

Darling Downs South West

Primary school	39
----------------	----

Contrary to the public interest	1
	1
	1
	1
	2
	2
	1
	1
	4
	1
	1
	1
	1
	1
	1
	1
	1
	3
	1
	1
	3
	1
	1
	2
	2
	1
	1
	1





Primary/Secondary school	11
--------------------------	----

Contrary to the public interest	1
	3
	2
	1
	1
	1
	1
	1

Secondary school	34
------------------	----

Contrary to the public interest	3
	1
	8
	3
	1
	1
	2
	1
	1
	2
	3
	3

Row Labels	Distinct Count of SPID
Contrary to the public interest	5
Special school	1
Contrary to the public interest	1
Far North Queensland	
Primary school	41
Contrary to the public interest	1
	1
	1
	1
	1
	1
	1
	1
	1
	1
	4
	6
	1
	1
	2
	1
	3
	1
	1
	4
	1
	1
	3
	1
	2
	1
Primary/Secondary school	38
Contrary to the public interest	1
	1
	8
	3
	1
	2
	2
	7
	4
	4
	5
Secondary school	25
Contrary to the public interest	1
	3
	1
	3
	1
	2
	2
	3
	7
	1
	1
Metropolitan	
Primary school	91
Contrary to the public interest	2
	1
	2
	1
	1
	1
	1
	1
	1

Row Labels	Distinct Count of SPID
Contrary to the public interest 	2 3 7 2 1
Secondary school	68
Contrary to the public interest 	4 2 4 3 1 2 2 2 3 2 5 1 1 3 3 4 5 2 1 1 1 1 1 4 3 2 3 2
Special school	11
Contrary to the public interest 	2 2 1 1 2 1 2
North Coast	
Primary school	107
Contrary to the public interest 	1 1 1 1 1 2 1 1 1 1 1 1 1 1 1 1 1 1 1 1 3 2 2 1 1 2 2

Row Labels

Distinct Count of SPID

Contrary to the public interest

1
1
3
3
2
2
1
1
3
1
1
3
2
2
1
1
2
1
1
2
1
1
1
2
2
1
2
2
1
1
1
1
1
1
2
2
1
1
1
1
2
2
3
1
2
1
3
4
1
1
4
1
1
24
2
6
1
1
6
3
3
2
79
1
2
1

Released by DOE under the RTI Act

Row Labels	Distinct Count of SPID
------------	------------------------

Contrary to the public interest	3
	2
	2
	1
	8
	1
	5
	4
	1
	1
	2
	2
	2
	3
	1
	4
	1
	2
	3
	2
	1
	4
	1
	1
	1
	4
	7
	6

Special school	16
-----------------------	-----------

Contrary to the public interest	2
	2
	2
	4
	1
	2
	2
	1

North Queensland	
-------------------------	--

Primary school	26
-----------------------	-----------

Contrary to the public interest	1
	1
	1
	2
	1
	2
	1
	1
	1
	1
	1
	1
	1
	2
	1
	3
	1
	2
	2
	1

Primary/Secondary school	12
---------------------------------	-----------

Contrary to the public interest	5
	4
	1
	2

Secondary school	21
-------------------------	-----------

Row Labels

Distinct Count of SPID

Contrary to the public interest

1
3
1
2
1
2
1
2
3
1
2
2
2
1
1

Special school

Contrary to the public interest

2
1
1

South East

Primary school

128

Contrary to the public interest

1
1
3
1
2
1
1
1
2
1
1
1
1
1
1
1
1
1
2
2
3
1
1
2
1
1
2
3
1
1
5
1
1
1
1
2
1
1
1
1
1
6
4
2
1
1
1
1
1
2
3
2
1
2
3

Released by DOE under the RTI Act

Row Labels

Distinct Count of SPID

Contrary to the public interest

4
1
4
3
4
1
2
3
2
1
1
1
4
2
2
1
2
1
2
3
3
1
1
1
1
1

Primary/Secondary school
Contrary to the public interest

15
2
7
6

Secondary school
Contrary to the public interest

90
3
5
3
1
1
7
2
7
3
5
2
2
4
4
1
4
2
3
5
4
1
3
5
2
1
4
1
1
3
1

Special school
Contrary to the public interest

16
1
4

Released by DOE under the RTI Act

Row Labels	Distinct Count of SPID
Contrary to the public interest	3
	5
	3
Grand Total	1021

Released by DOE under the
RTI Act