

Queensland State Schools - Enrolment Capacity and Utilisation

The Department of Education and Training (the Department) is responsible for providing facilities to meet the educational needs of students residing within a school's catchment area.

One of the strategies the Department utilises to manage enrolment growth involves the implementation of a school's Enrolment Management Plan (EMP). The trigger for introducing an EMP is a utilisation rate of 80% or higher and trending upwards. A school EMP may be rescinded when the utilisation rate drops to 70% or lower and is trending downwards.

The Department's *School Enrolment Plan Procedure* provides a consistent approach to enrolment management across all Queensland state schools, including independent public schools. The EMP assists in managing the requirement for additional infrastructure in schools resulting from enrolment spikes from out-of-catchment students.

Principals of schools with an EMP are required to restrict out-of-catchment enrolments to ensure sufficient capacity is reserved for current and future in-catchment students.

The Department partners with school communities to plan for the delivery of new facilities in order to meet enrolment growth demands as a result of changes in demographics in rural, remote as well as urban areas.

Released under the
by DET

QLD State School Enrolments, Capacity and Utilisation

School/Campus Name	Enrolments Feb Census 2017 (a)	Built Utilisation: (% of Built Capacity) (b)	Built Capacity (c)
Abercorn State School	15	28%	53
Abergowrie State School	4	4%	104
Acacia Ridge State School	297	56%	526
Agnes Water State School	214	59%	368
Airville State School	22	14%	157
Aitkenvale State School	472	51%	917
Albany Creek State High School	1286	77%	1661
Albany Creek State School	853	76%	1122
Albany Hills State School	812	76%	1079
Albert State School	141	49%	289
Aldridge State High School	1147	77%	1486
Alexandra Bay State School	30	28%	106
Alexandra Hills State High School	1464	73%	1995
Alexandra Hills State School	185	26%	711
Algester State School	972	82%	1184
Allentown State School	372	50%	750
Alligator Creek State School	308	47%	656
Allora P-10 State School	240	45%	538
Alloway State School	51	32%	159
Aloomba State School	82	79%	104
Alpha State School	38	12%	311
Amamoor State School	64	34%	186
Amberley District State School	815	88%	920
Ambrose State School	89	68%	130
Amiens State School	42	33%	133

School/Campus Name	Enrolments Feb Census 2017 (a)	Built Utilisation: (% of Built Capacity) (b)	Built Capacity (c)
Anakie State School	86	36%	239
Andergrove State School	365	48%	762
Annandale State School	859	67%	1291
Applethorpe State School	38	48%	80
Aramac State School	57	49%	276
Aratula State School	48	46%	106
Arcadia Valley State School	5	19%	27
Arundel State School	1129	81%	1394
Ascot State School	754	85%	894
Ashgrove State School	781	92%	851
Ashmore State School	866	89%	973
Ashwell State School	52	39%	133
Aspley East State School	838	95%	879
Aspley Special School	98	66%	147
Aspley State High School	858	52%	1637
Aspley State School	724	73%	990
Atherton State High School	806	66%	1231
Atherton State School	481	64%	761
Augathella State School	45	56%	80
Augusta State School	851	93%	922
Aurukun State School	214	54%	333
Aviation High	421	39%	1088
Avoca State School	381	58%	658
Avondale State School	13	13%	104
Ayr State High School	479	43%	1126

School/Campus Name	Enrolments Feb Census 2017 (a)	Built Utilisation: (% of Built Capacity) (b)	Built Capacity (c)
Ayr State School	134	39%	334
Babinda State School	282	43%	675
Back Plains State School	16	20%	80
Bajool State School	33	41%	80
Balaclava State School	379	56%	566
Bald Hills State School	618	92%	673
Ballandean State School	36	24%	133
Balmoral State High School	496	55%	924
Banana State School	43	44%	101
Banksia Beach State School	1047	89%	1184
Baralaba State School	94	23%	388
Barcaldine Prep-12 State School	275	37%	730
Bardon State School	306	77%	395
Bargara State School	431	79%	552
Barkly Highway State School	407	59%	693
Bartle Frere State School	8	30%	27
Bauhinia State School	28	53%	53
Bauple State School	40	25%	159
Bay View State School	728	89%	816
Beachmere State School	290	52%	554
Beaconsfield State School	316	50%	630
Beaudesert State High School	1473	69%	2128
Beaudesert State School	641	79%	813
Bedourie State School	8	16%	51
Beechmont State School	116	34%	343

School/Campus Name	Enrolments Feb Census 2017 (a)	Built Utilisation: (% of Built Capacity) (b)	Built Capacity (c)
Beenleigh Special School	104	75%	140
Beenleigh State High School	1079	92%	1624
Beenleigh State School	409	65%	650
Beerburrum State School	102	57%	182
Beerwah State High School	959	62%	1521
Beerwah State School	366	70%	526
Begonia State School	13	48%	27
Belgian Gardens State School	595	79%	754
Bell State School	77	21%	361
Bellbird Park State Secondary College	209	19%	1112
Bellenden Ker State School	7	13%	53
Bellevue Park State School	620	81%	763
Bellmere State School	465	70%	657
Belmont State School	927	87%	1065
Benaraby State School	86	30%	290
Benarkin State School	26	26%	106
Benowa State High School	1910	63%	3002
Benowa State School	902	90%	1000
Bentley Park College	1549	58%	2656
Berrinba East State School	466	62%	736
Berserker Street State School	489	62%	777
Bibohra State School	91	42%	211
Biddeston State School	61	38%	159
Biggenden State School	141	31%	451
Biggera Waters State School	864	81%	1069

School/Campus Name	Enrolments Feb Census 2017 (a)	Built Utilisation: (% of Built Capacity) (b)	Built Capacity (c)
Biloela State High School	599	69%	867
Biloela State School	360	59%	617
Binjour Plateau State School	13	48%	27
Birdsville State School	5	19%	27
Birkdale South State School	578	65%	895
Birkdale State School	637	76%	842
Blackall State School	115	21%	534
Blackbutt State School	161	55%	290
Blackwater North State School	416	59%	711
Blackwater State High School	331	36%	929
Blackwater State School	172	27%	658
Blair State School	408	81%	498
Blenheim State School	94	90%	106
Bli Bli State School	601	64%	948
Bloomfield River State School	46	24%	186
Bloomsbury State School	62	60%	101
Bluewater State School	430	82%	524
Bluff State School	18	23%	80
Bohlevale State School	880	88%	998
Bollon State School	27	38%	80
Boonah State High School	682	75%	916
Boonah State School	247	63%	385
Boondall State School	658	76%	869
Booyal Central State School	29	55%	53
Boronia Heights State School	667	67%	1000

School/Campus Name	Enrolments Feb Census 2017 (a)	Built Utilisation: (% of Built Capacity) (b)	Built Capacity (c)
Bororen State School	33	41%	80
Bouldercombe State School	126	69%	183
Boulia State School	35	41%	80
Bounty Boulevard State School	1330	88%	1524
Bowen State High School	608	56%	1088
Bowen State School	451	79%	574
Bowenville State School	15	19%	80
Boyne Island State School	355	61%	579
Boynewood State School	33	43%	77
Bracken Ridge State High School	476	53%	900
Bracken Ridge State School	346	65%	533
Brandon State School	43	32%	133
Branyan Road State School	380	85%	446
Brassall State School	805	88%	903
Bray Park State High School	803	57%	1420
Bray Park State School	412	49%	842
Bremer State High School	1885	78%	2419
Bribie Island State High School	1187	81%	1451
Bribie Island State School	659	74%	895
Brigalow State School	58	70%	80
Brighton State School	403	85%	474
Brightwater State School	975	91%	1078
Brisbane Bayside State College	911	61%	1491
Brisbane Central State School	299	72%	421
Brisbane State High School	3181	93%	3435

School/Campus Name	Enrolments Feb Census 2017 (a)	Built Utilisation: (% of Built Capacity) (b)	Built Capacity (c)
Broadbeach State School	870	93%	941
Broadwater State School	52	68%	77
Brookfield State School	499	79%	632
Brookstead State School	26	25%	106
Brooweena State School	13	16%	77
Browns Plains State High School	1101	64%	1724
Browns Plains State School	580	69%	842
Bucasia State School	395	79%	499
Buddina State School	755	93%	814
Buderim Mountain State School	1032	76%	1367
Builyan State School	8	15%	53
Bulimba State School	848	91%	923
Bullyard State School	40	25%	157
Bundaberg Central State School	76	34%	206
Bundaberg East State School	597	91%	658
Bundaberg North State High School	741	54%	1367
Bundaberg North State School	373	54%	699
Bundaberg South State School	179	63%	284
Bundaberg Special School	112	68%	161
Bundaberg State High School	1474	62%	2356
Bundaberg West State School	271	50%	540
Bundamba State Secondary College	953	64%	1499
Bundamba State School	549	77%	710
Bungunya State School	21	20%	106
Bunker's Hill State School	240	84%	286

School/Campus Name	Enrolments Feb Census 2017 (a)	Built Utilisation: (% of Built Capacity) (b)	Built Capacity (c)
Buranda State School	217	95%	236
Burketown State School	24	58%	53
Burleigh Heads State School	514	68%	748
Burnett Heads State School	135	43%	317
Burnett State College	251	54%	465
Burnside State High School	803	75%	1075
Burnside State School	482	72%	685
Burpengary Meadows State School	628	79%	789
Burpengary State School	975	68%	1441
Burpengary State Secondary College	693	49%	1391
Burra Burri State School	9	17%	53
Burrowes State School	770	84%	919
Butchers Creek State School	28	36%	80
Bwngcolman Community School	294	49%	626
Byfield State School	31	29%	106
Bymount East State School	8	30%	27
Caboolture East State School	644	84%	763
Caboolture Special School	260	80%	329
Caboolture State High School	1292	78%	1661
Caboolture State School	583	76%	779
Cairns State High School	1638	83%	1961
Cairns State Special School	41	29%	140
Cairns West State School	691	77%	895
Calamvale Community College	2041	71%	2849
Calamvale Special School	142	78%	182

School/Campus Name	Enrolments Feb Census 2017 (a)	Built Utilisation: (% of Built Capacity) (b)	Built Capacity (c)
Calen District State College	201	37%	529
Calliope State School	623	71%	867
Caloundra State High School	1221	62%	1759
Caloundra State School	615	75%	812
Cambooya State School	137	65%	211
Cameron Downs State School	9	32%	27
Camira State School	630	77%	816
Camooweal State School	35	44%	80
Camp Hill State Infants and Primary School	818	83%	983
Caningeraba State School	1027	89%	1156
Cannon Hill State School	251	80%	313
Cannonvale State School	753	91%	841
Canungra State School	343	68%	501
Capalaba State College	803	39%	2026
Cape York Aboriginal Australian Academy	0	47%	342
Capella State High School	108	21%	507
Capella State School	188	66%	259
Caravonica State School	541	80%	681
Carbrook State School	454	91%	499
Cardwell State School	89	40%	211
Carina State School	278	51%	540
Carmila State School	17	34%	53
Carole Park State School	207	55%	368
Cavendish Road State High School	1691	79%	2133
Cawarral State School	85	32%	264

School/Campus Name	Enrolments Feb Census 2017 (a)	Built Utilisation: (% of Built Capacity) (b)	Built Capacity (c)
Cecil Plains State School	56	18%	313
Cedar Creek State School	259	76%	340
Centenary Heights State High School	1630	86%	1897
Centenary State High School	1464	82%	1793
Chancellor State College	2869	83%	3437
Chapel Hill State School	716	83%	867
Charleville State High School	274	46%	595
Charleville State School	234	47%	497
Charters Towers Central State School	200	39%	519
Charters Towers State High School	439	56%	781
Chatswood Hills State School	627	82%	763
Chatsworth State School	220	55%	396
Chelona State School	93	69%	133
Cherbourg State School	152	56%	284
Chevallum State School	483	88%	551
Childers State School	315	69%	448
Chillagoe State School	20	18%	106
Chinchilla State High School	657	77%	849
Chinchilla State School	573	79%	707
Churchill State School	365	77%	473
Clare State School	21	27%	77
Claremont Special School	143	67%	217
Clarendon State School	85	79%	106
Clarke Creek State School	11	21%	53
Clermont State High School	195	36%	548

School/Campus Name	Enrolments Feb Census 2017 (a)	Built Utilisation: (% of Built Capacity) (b)	Built Capacity (c)
Clermont State School	239	53%	448
Cleveland District State High School	1990	93%	2128
Cleveland State School	672	76%	890
Clifford Park Special School	121	75%	161
Clifton State High School	246	48%	537
Clifton State School	97	51%	184
Clinton State School	889	87%	1025
Cloncurry State School P-12	292	42%	703
Clontarf Beach State High School	996	52%	1897
Clontarf Beach State School	488	67%	728
Closed	#N/A		
Clover Hill State School	943	86%	1106
Cloyna State School	22	21%	106
Coalstoun Lakes State School	11	25%	51
Collingwood Park State School	559	71%	789
Collinsville State High School	94	19%	479
Collinsville State School	49	10%	482
Comet State School	26	51%	51
Condamine State School	36	32%	106
Coningsby State School	72	45%	159
Conondale State School	93	61%	158
Cooktown State School	389	57%	676
Coolabunia State School	126	80%	159
Coolangatta State School	180	52%	340
Coolnwynpin State School	403	51%	791

School/Campus Name	Enrolments Feb Census 2017 (a)	Built Utilisation: (% of Built Capacity) (b)	Built Capacity (c)
Coolum State High School	981	83%	1181
Coolum State School	1025	86%	1203
Coombabah State High School	1159	63%	1805
Coombabah State School	726	75%	975
Coomera Rivers State School	1313	92%	1422
Coomera Springs State School	901	83%	1078
Coomera State School	789	69%	1157
Coominya State School	100	65%	158
Coopers Plains State School	176	49%	361
Cooran State School	153	45%	342
Cooroy State School	512	77%	666
Coorparoo Secondary College	350	44%	953
Coorparoo State School	812	86%	939
Coowonga State School	20	38%	53
Cooyar State School	45	58%	77
Coppabella State School	17	21%	80
Cordalba State School	70	42%	159
Corinda State High School	1779	76%	2342
Corinda State School	578	83%	685
Craigslea State High School	987	71%	1388
Craigslea State School	540	62%	869
Cranbrook State School	552	55%	1001
Crawford State School	27	49%	53
Crescent Lagoon State School	379	58%	657
Crestmead State School	1222	85%	1447

School/Campus Name	Enrolments Feb Census 2017 (a)	Built Utilisation: (% of Built Capacity) (b)	Built Capacity (c)
Crow's Nest State School	279	40%	704
Croydon State School	38	72%	53
Cunnamulla P-12 State School	114	21%	587
Currajong State School	583	71%	827
Currimundi Special School	226	82%	273
Currimundi State School	583	79%	736
Currumbin Community Special School	84	71%	119
Currumbin State School	1072	84%	1287
Currumbin Valley State School	186	79%	236
Dagun State School	40	75%	53
Daintree State School	14	52%	27
Daisy Hill State School	218	36%	597
Dajarra State School	27	49%	53
Dakabin State High School	845	50%	1701
Dakabin State School	581	64%	895
Dalby South State School	662	80%	832
Dalby State High School	1076	81%	1321
Dalby State School	565	86%	663
Dallarnil State School	24	49%	53
Dalveen State School	10	17%	53
Darling Heights State School	676	89%	763
Darling Point Special School	126	102%	133
Darlington State School	31	58%	53
Darra State School	201	59%	341
Dayboro State School	373	76%	493

School/Campus Name	Enrolments Feb Census 2017 (a)	Built Utilisation: (% of Built Capacity) (b)	Built Capacity (c)
Deception Bay North State School	535	52%	1028
Deception Bay State High School	1163	67%	1460
Deception Bay State School	383	60%	633
Deebing Heights State School	181	33%	551
Delaneys Creek State School	135	47%	290
Denison State School	496	76%	657
Depot Hill State School	46	34%	133
Dimbulah State School	148	32%	462
Dingo State School	49	38%	133
Dirranbandi P-10 State School	61	18%	334
Doomadgee State School	389	71%	546
Drayton State School	324	73%	445
Drillham State School	27	51%	53
Duaranga State School	20	27%	77
Dulacca State School	25	33%	75
Dundula State School	55	30%	182
Dunkeld State School	5	10%	51
Dunwich State School	170	31%	543
Durack State School	583	98%	604
Durong South State School	16	30%	53
Dutton Park State School	336	76%	443
Dysart State High School	178	29%	611
Dysart State School	359	43%	844
Eagle Junction State School	837	89%	941
Eagleby South State School	474	90%	526

School/Campus Name	Enrolments Feb Census 2017 (a)	Built Utilisation: (% of Built Capacity) (b)	Built Capacity (c)
Eagleby State School	511	85%	605
Earnshaw State College	707	51%	1398
East Ayr State School	554	75%	744
East Brisbane State School	209	73%	289
Eatons Hill State School	1103	83%	1182
Edens Landing State School	748	81%	920
Edge Hill State School	1138	98%	1150
Eidsvold State School	94	22%	407
Eight Mile Plains State School	287	80%	358
Eimeo Road State School	996	88%	1128
El Arish State School	36	29%	133
Elanora State High School	944	60%	1584
Elanora State School	1043	68%	1555
Elimbah State School	490	69%	711
Elliott Heads State School	104	65%	159
Emerald North State School	239	35%	685
Emerald State High School	780	67%	1131
Emerald State School	300	62%	486
Emu Creek State School	25	32%	77
Emu Park State School	516	73%	711
Enoggera State School	286	91%	310
Eromanga State School	10	37%	27
Esk State School	175	67%	264
Eton State School	44	28%	159
Eudlo State School	52	33%	159

School/Campus Name	Enrolments Feb Census 2017 (a)	Built Utilisation: (% of Built Capacity) (b)	Built Capacity (c)
Eulo State School	11	17%	53
Eumundi State School	614	92%	675
Eungella State School	36	48%	75
Everton Park State High School	278	23%	1160
Everton Park State School	498	78%	641
Fairview Heights State School	576	82%	707
Farleigh State School	26	20%	133
Farnborough State School	306	90%	339
Federal State School	99	53%	184
Feluga State School	32	31%	104
Fernbrooke State School	305	61%	498
Fernvale State School	563	73%	764
Ferny Grove State High School	1772	84%	2122
Ferny Grove State School	839	74%	1125
Ferny Hills State School	362	43%	840
Fig Tree Pocket State School	471	82%	579
Finch Hatton State School	37	17%	210
Fitzgerald State School	704	77%	922
Flagstone Creek State School	44	33%	133
Flagstone State Community College	896	78%	1152
Flagstone State School	707	86%	816
Flying Fish Point State School	54	34%	159
Forest Hill State School	156	86%	182
Forest Lake State High School	1504	76%	1942
Forest Lake State School	875	60%	1475

School/Campus Name	Enrolments Feb Census 2017 (a)	Built Utilisation: (% of Built Capacity) (b)	Built Capacity (c)
Forrest Beach State School	34	17%	212
Forsyth State School	5	19%	27
Freestone State School	36	70%	53
Frenchville State School	1016	87%	1171
Freshwater State School	730	89%	816
Gabbinbar State School	400	72%	552
Garbutt State School	127	33%	371
Gargett State School	26	34%	80
Gatton State School	493	59%	830
Gaven State School	685	77%	895
Gayndah State School	138	53%	256
Geebung Special School	97	82%	119
Geebung State School	321	56%	565
Geham State School	133	73%	184
Georgetown State School	42	43%	101
Gilston State School	599	77%	788
Gin Gin State High School	461	64%	727
Gin Gin State School	277	62%	440
Gindie State School	37	70%	53
Giru State School	42	22%	184
Givelda State School	15	19%	80
Gladstone Central State School	359	81%	444
Gladstone South State School	303	49%	608
Gladstone State High School	1540	81%	1892
Gladstone West State School	640	73%	891

School/Campus Name	Enrolments Feb Census 2017 (a)	Built Utilisation: (% of Built Capacity) (b)	Built Capacity (c)
Glamorgan Vale State School	69	63%	106
Glass House Mountains State School	403	72%	547
Glen Aplin State School	97	75%	131
Glenala State High School	816	76%	1075
Glenden State School	101	66%	627
Gleneagle State School	202	75%	264
Glenella State School	175	74%	237
Glenmore State High School	544	48%	1154
Glenmore State School	438	58%	763
Glenmorgan State School	10	20%	51
Glennie Heights State School	179	77%	230
Glenore Grove State School	143	53%	264
Glenvale State School	758	96%	786
Glenview State School	212	81%	262
Glenwood State School	88	68%	133
Gogango State School	6	11%	53
Golden Beach State School	675	85%	789
Gooburrum State School	129	98%	131
Goodna Special School	133	86%	154
Goodna State School	769	81%	940
Goodwood State School	43	61%	77
Goombungee State School	114	72%	159
Goomeri State School	141	35%	403
Goondi State School	378	72%	526
Goondiwindi State High School	498	66%	770

School/Campus Name	Enrolments Feb Census 2017 (a)	Built Utilisation: (% of Built Capacity) (b)	Built Capacity (c)
Goondiwindi State School	498	58%	851
Goovigen State School	5	9%	53
Gordonvale State High School	839	65%	1300
Gordonvale State School	598	76%	781
Gowrie State School	183	54%	342
Gracemere State School	297	82%	370
Graceville State School	754	76%	990
Grand Avenue State School	1218	84%	1447
Grandchester State School	35	43%	80
Grantham State School	95	72%	133
Granville State School	277	59%	472
Greenbank State School	1056	82%	1290
Greenlands State School	102	83%	126
Greenmount State School	40	49%	80
Greenslopes State School	326	83%	392
Greenvale State School	32	40%	80
Griffin State School	453	79%	574
Grosmont State School	4	8%	53
Grovely State School	384	62%	621
Guluguba State School	11	23%	48
Gumdale State School	886	81%	1104
Gumlu State School	12	23%	53
Gunalda State School	27	25%	106
Gundiah State School	25	47%	53
Gympie Central State School	240	54%	467

School/Campus Name	Enrolments Feb Census 2017 (a)	Built Utilisation: (% of Built Capacity) (b)	Built Capacity (c)
Gympie East State School	113	47%	235
Gympie South State School	546	77%	707
Gympie Special School	68	80%	84
Gympie State High School	1133	62%	1807
Gympie West State School	526	78%	682
Haden State School	18	23%	80
Haigslea State School	57	52%	106
Halifax State School	22	17%	133
Hambledon State School	733	68%	1081
Hamilton Island State School	66	83%	80
Hamilton State School	97	74%	131
Hampden State School	84	45%	186
Hannaford State School	11	46%	24
Happy Valley State School	413	72%	579
Harlaxton State School	127	38%	328
Harlin State School	58	56%	104
Harris Fields State School	305	65%	763
Harristown State High School	1702	82%	2048
Harristown State School	393	55%	719
Harrisville State School	88	69%	128
Hatton Vale State School	439	84%	526
Hayman Island State School	9	33%	27
Healy State School	148	27%	555
Heatley Secondary College	623	43%	1658
Heatley State School	539	68%	789

School/Campus Name	Enrolments Feb Census 2017 (a)	Built Utilisation: (% of Built Capacity) (b)	Built Capacity (c)
Hebel State School	13	25%	51
Helensvale State High School	2566	82%	3084
Helensvale State School	1054	82%	1290
Helidon State School	142	60%	237
Hendra State School	64	36%	183
Herberton State School	0	0%	641
Hercules Road State School	900	90%	1000
Hermit Park State School	692	95%	724
Hervey Bay Special School	103	75%	133
Hervey Bay State High School	1027	66%	1547
Highfields State School	736	74%	998
Highfields State Secondary College	681	73%	940
Highland Reserve State School	873	74%	1184
Hilder Road State School	471	82%	579
Hilliard State School	745	69%	1078
Hillview State School	35	66%	53
Holland Park State High School	543	53%	1018
Holland Park State School	856	84%	1014
Home Hill State High School	254	45%	571
Home Hill State School	268	49%	544
Homebush State School	48	45%	106
Homestead State School	10	37%	27
Howard State School	116	44%	261
Hughenden State School	115	22%	557
Humpybong State School	758	79%	968

School/Campus Name	Enrolments Feb Census 2017 (a)	Built Utilisation: (% of Built Capacity) (b)	Built Capacity (c)
Ilfracombe State School	10	13%	99
Inala State School	531	78%	682
Indooroopilly State High School	1825	97%	1881
Indooroopilly State School	957	91%	1049
Ingham State High School	487	50%	977
Ingham State School	288	52%	550
Ingleside State School	110	83%	133
Inglewood State School	140	27%	521
Injune P-10 State School	75	26%	287
Innisfail East State School	258	77%	337
Innisfail State College	874	69%	1213
Innisfail State School	164	41%	395
Ipswich Central State School	707	85%	830
Ipswich East State School	378	66%	571
Ipswich North State School	269	77%	342
Ipswich Special School	121	75%	161
Ipswich State High School	1633	91%	1791
Ipswich West Special School	79	86%	91
Ipswich West State School	238	83%	288
Ironside State School	1077	92%	1179
Irvinebank State School	8	26%	27
Isabella State School	590	80%	736
Isis District State High School	524	54%	964
Isisford State School	11	21%	53
Ithaca Creek State School	555	92%	604

School/Campus Name	Enrolments Feb Census 2017 (a)	Built Utilisation: (% of Built Capacity) (b)	Built Capacity (c)
Jambin State School	26	26%	101
Jamboree Heights State School	821	94%	867
James Nash State High School	1265	84%	1494
Jandowae Prep-10 State School	140	25%	535
Jarvisfield State School	16	20%	80
Jericho State School	10	30%	27
Jimboomba State School	809	75%	1075
Jimbour State School	21	27%	77
Jindalee State School	827	76%	1083
Jinibara State School	745	69%	1081
Jondaryan State School	44	54%	80
Jones Hill State School	387	71%	552
Julatten State School	55	35%	159
Julia Creek State School	35	26%	133
Junction Park State School	456	78%	594
Jundah State School	9	17%	53
Kaimkillenbun State School	30	39%	75
Kairi State School	71	34%	212
Kalamia State School	10	13%	80
Kalbar State School	201	64%	315
Kalkie State School	242	42%	580
Kallangur State School	780	79%	988
Kandanga State School	53	41%	133
Karalee State School	561	82%	685
Karara State School	6	13%	53

School/Campus Name	Enrolments Feb Census 2017 (a)	Built Utilisation: (% of Built Capacity) (b)	Built Capacity (c)
Karumba State School	32	24%	133
Kawana Waters State College	1596	78%	2051
Kawungan State School	891	71%	1263
Kedron State High School	1491	77%	1926
Kedron State School	418	93%	445
Keebra Park State High School	801	61%	1316
Kelso State School	571	77%	736
Kelvin Grove State College	2805	92%	3067
Kenilworth State Community College	56	16%	361
Kenmore South State School	639	85%	751
Kenmore State High School	1936	71%	2712
Kenmore State School	314	66%	478
Kennedy State School	37	31%	133
Kentville State School	37	46%	80
Kepnock State High School	1410	72%	1945
Keppel Sands State School	27	33%	80
Kia-Ora State School	52	35%	183
Kilcoy State High School	407	60%	677
Kilcoy State School	290	67%	440
Kilcummin State School	33	33%	101
Kilkivan State School	94	25%	389
Killarney P-10 State School	153	33%	468
Kimberley Park State School	866	74%	1184
Kin Kin State School	62	47%	133
Kin Kora State School	809	77%	1051

School/Campus Name	Enrolments Feb Census 2017 (a)	Built Utilisation: (% of Built Capacity) (b)	Built Capacity (c)
Kindon State School	5	19%	27
Kingaroy State High School	990	56%	1754
Kingaroy State School	496	73%	687
Kingsthorpe State School	184	63%	290
Kingston State College	738	64%	1420
Kingston State School	627	71%	866
Kioma State School	22	43%	51
Kippa-Ring State School	375	48%	761
Kirwan State High School	2048	68%	3016
Kirwan State School	892	89%	1000
Kogan State School	28	49%	53
Kolan South State School	116	57%	208
Koumala State School	119	57%	207
Kowanyama State School	166	43%	386
Kruger State School	1001	85%	1184
Kulpi State School	18	35%	51
Kuluin State School	636	64%	1000
Kumbia State School	84	53%	159
Kuraby Special School	69	63%	112
Kuraby State School	460	83%	551
Kuranda District State College	391	48%	809
Kurwongbah State School	957	88%	1079
Labrador State School	928	86%	1079
Laidley District State School	367	49%	738
Laidley State High School	707	78%	902

School/Campus Name	Enrolments Feb Census 2017 (a)	Built Utilisation: (% of Built Capacity) (b)	Built Capacity (c)
Lake Clarendon State School	148	73%	210
Lakeland State School	17	63%	27
Lakes Creek State School	112	30%	362
Landsborough State School	329	69%	474
Laura State School	9	33%	27
Lawnton State School	435	68%	631
Leichhardt State School	316	74%	425
Leyburn State School	38	48%	80
Linville State School	28	53%	53
Lochington State School	8	30%	27
Lockhart State School	125	70%	184
Lockrose State School	63	50%	133
Lockyer District State High School	1044	67%	1555
Logan City Special School	153	99%	154
Logan Reserve State School	495	93%	526
Logan Village State School	755	80%	947
Loganholme State School	541	80%	683
Loganlea State High School	683	62%	1107
Longreach State High School	188	45%	412
Longreach State School	191	50%	395
Lota State School	194	83%	237
Lower Tully State School	57	53%	106
Lowmead State School	14	26%	53
Lowood State High School	774	76%	1032
Lowood State School	296	66%	448

School/Campus Name	Enrolments Feb Census 2017 (a)	Built Utilisation: (% of Built Capacity) (b)	Built Capacity (c)
Lundavra State School	11	21%	53
Ma Ma Creek State School	17	25%	80
Mabel Park State High School	706	49%	1412
Mabel Park State School	714	73%	973
MacGregor State High School	1350	62%	2159
MacGregor State School	1307	92%	1446
Machans Beach State School	90	69%	133
Mackay Central State School	177	54%	317
Mackay District Special School	97	92%	105
Mackay North State High School	1328	68%	1966
Mackay North State School	412	71%	570
Mackay Northern Beaches State High School	871	76%	1157
Mackay State High School	1046	62%	1696
Mackay West State School	679	56%	1222
Mackenzie State Primary School	119	90%	131
Mackenzie State Special School	106	102%	105
Macknade State School	38	37%	104
MacLeay Island State School	157	46%	342
Magnetic Island State School	142	42%	341
Maidavale State School	4	15%	27
Malanda State High School	380	59%	635
Malanda State School	347	55%	620
Maleny State High School	702	75%	921
Maleny State School	389	47%	816
Mango Hill State School	947	86%	1106

School/Campus Name	Enrolments Feb Census 2017 (a)	Built Utilisation: (% of Built Capacity) (b)	Built Capacity (c)
Manly State School	671	86%	784
Manly West State School	475	80%	598
Mansfield State High School	2440	97%	2509
Mansfield State School	985	91%	1081
Mapleton State School	201	55%	370
Marburg State School	53	40%	133
Mareeba State High School	737	54%	1366
Mareeba State School	857	91%	942
Marian State School	560	85%	657
Marlborough State School	33	60%	53
Marmor State School	17	22%	77
Maroochydore State High School	1294	77%	1648
Maroochydore State School	245	48%	515
Maroon State School	9	33%	27
Maroondan State School	35	33%	106
Marsden State High School	2068	73%	2809
Marsden State School	1000	86%	1157
Marshall Road State School	498	77%	647
Mary Valley State College	157	33%	461
Maryborough Central State School	292	61%	483
Maryborough Special School	80	63%	126
Maryborough State High School	760	47%	1579
Maryborough West State School	367	46%	798
Maryvale State School	13	25%	53
Mayfield State School	292	67%	442

School/Campus Name	Enrolments Feb Census 2017 (a)	Built Utilisation: (% of Built Capacity) (b)	Built Capacity (c)
McDonnell Creek State School	19	24%	80
McDowall State School	962	83%	1157
McIlwraith State School	21	81%	27
Meandarra State School	35	45%	80
Mena Creek State School	41	35%	106
Meridan State College	2676	87%	3096
Merinda State School	76	48%	159
Meringandan State School	235	74%	315
Merrimac State High School	1249	66%	1892
Merrimac State School	805	88%	920
Miallo State School	179	76%	237
Miami State High School	1229	67%	1849
Miami State School	830	85%	972
Middle Park State School	651	92%	708
Middle Ridge State School	805	83%	972
Middlemount Community School	309	35%	883
Miles State High School	199	38%	507
Miles State School	224	54%	418
Millaa Millaa State School	69	40%	176
Millaroo State School	10	13%	77
Millchester State School	185	39%	467
Millmerran State School	318	54%	583
Milman State School	5	9%	80
Milton State School	711	97%	736
Minden State School	188	91%	209

School/Campus Name	Enrolments Feb Census 2017 (a)	Built Utilisation: (% of Built Capacity) (b)	Built Capacity (c)
Minimbah State School	806	90%	894
Mirani State High School	843	65%	1293
Mirani State School	328	78%	419
Miriam Vale State School	141	44%	313
Mirriwinni State School	55	35%	159
Mission Beach State School	310	75%	421
Mistake Creek State School	13	28%	53
Mitchell State School	138	31%	441
Mitchelton Special School	145	90%	161
Mitchelton State High School	401	42%	950
Mitchelton State School	458	68%	667
Moffatdale State School	45	44%	104
Moggill State School	727	93%	778
Monkland State School	83	24%	343
Monogorilby State School	14	26%	53
Monto State High School	162	33%	491
Monto State School	104	37%	285
Montville State School	115	49%	236
Mooloolaba State School	648	87%	753
Mooloolah State School	186	44%	421
Moonie State School	33	41%	80
Moore Park State School	229	62%	367
Moorooka State School	348	61%	573
Moranbah East State School	596	68%	894
Moranbah State High School	622	64%	979

School/Campus Name	Enrolments Feb Census 2017 (a)	Built Utilisation: (% of Built Capacity) (b)	Built Capacity (c)
Moranbah State School	561	71%	788
Morayfield East State School	912	65%	1397
Morayfield State High School	1484	72%	2063
Morayfield State School	571	59%	944
Moreton Downs State School	677	70%	973
Morningside State School	455	82%	557
Mornington Island State School	235	56%	459
Morven State School	21	40%	53
Mossman State High School	629	64%	979
Mossman State School	205	51%	414
Mount Alford State School	49	27%	181
Mount Archer State School	635	71%	895
Mount Cotton State School	826	86%	731
Mount Crosby State School	710	82%	867
Mount Fox State School	6	22%	27
Mount Garnet State School	40	16%	237
Mount Gravatt East State School	283	58%	486
Mount Gravatt State High School	1197	79%	1507
Mount Gravatt State School	235	48%	488
Mount Isa Central State School	210	56%	377
Mount Isa Special School	28	83%	35
Mount Kilcoy State School	135	71%	186
Mount Larcom State School	66	14%	467
Mount Marrow State School	70	91%	77
Mount Mee State School	68	63%	106

School/Campus Name	Enrolments Feb Census 2017 (a)	Built Utilisation: (% of Built Capacity) (b)	Built Capacity (c)
Mount Molloy State School	40	50%	80
Mount Morgan Central State School	213	55%	390
Mount Morgan State High School	197	40%	491
Mount Murchison State School	31	29%	106
Mount Nebo State School	28	26%	106
Mount Ommaney Special School	86	59%	126
Mount Perry State School	54	35%	159
Mount Samson State School	306	73%	421
Mount Surprise State School	20	74%	27
Mount Sylvia State School	32	30%	106
Mount Tarampa State School	42	53%	80
Mount Tyson State School	57	73%	80
Mount Warren Park State School	669	71%	947
Mount Whitestone State School	25	31%	80
Mountain Creek State High School	2077	85%	2448
Mountain Creek State School	988	74%	1343
Moura State High School	193	38%	505
Moura State School	252	40%	616
Mourilyan State School	167	64%	259
Mudgeeraba Creek State School	709	69%	1028
Mudgeeraba Special School	161	85%	189
Mudgeeraba State School	856	86%	1000
Mulgildie State School	32	40%	80
Mundingburra State School	692	80%	870
Mundoo State School	29	18%	159

School/Campus Name	Enrolments Feb Census 2017 (a)	Built Utilisation: (% of Built Capacity) (b)	Built Capacity (c)
Mundubbera State School	231	46%	495
Mungallala State School	7	26%	27
Mungar State School	47	35%	133
Murrarrie State School	77	31%	236
Murgon State High School	381	56%	688
Murgon State School	229	41%	548
Murphy's Creek State School	65	81%	80
Murray River Upper State School	42	38%	106
Murray's Bridge State School	10	9%	106
Murrumba State Secondary College	1396	77%	1812
Musgrave Hill State School	509	69%	733
Mutarnee State School	15	28%	53
Mutchilba State School	21	22%	104
Mutdapilly State School	24	23%	106
Muttaburra State School	15	20%	75
Nagoorin State School	11	41%	27
Nambour Special School	147	77%	189
Nambour State College	1146	54%	2805
Nambour State School	#N/A		
Nanango State High School	542	68%	784
Nanango State School	442	62%	706
Narangba State School	698	87%	809
Narangba Valley State High School	2102	70%	3007
Narangba Valley State School	1109	90%	1237
Narbethong State Special School	60	61%	98

School/Campus Name	Enrolments Feb Census 2017 (a)	Built Utilisation: (% of Built Capacity) (b)	Built Capacity (c)
Nashville State School	356	83%	430
Nebo State School	73	39%	186
Nerang State High School	1069	66%	1576
Nerang State School	337	56%	599
New Farm State School	436	74%	586
Newmarket State School	248	82%	302
Newtown State School	408	87%	473
Nobby State School	50	63%	80
Noosa District State High School	847	85%	1581
Noosa District State High School - Pomona Campus	498		
Noosaville State School	491	51%	948
Norfolk Village State School	1055	85%	1240
Norman Park State School	449	88%	517
Normanton State School	151	30%	471
Norris Road State School	653	87%	763
North Arm State School	417	89%	473
North Eton State School	27	63%	27
North Lakes State College	3008	76%	3926
North Rockhampton State High School	951	55%	1682
Northern Beaches State High School	804	81%	1006
Northern Peninsula Area College - Injinoo Junior	165		
Northern Peninsula Area State College	0	67%	1060
Northern Peninsula Area State College - Senior Campus	221		
Northgate State School	260	78%	332
Northview State School	382	91%	421

School/Campus Name	Enrolments Feb Census 2017 (a)	Built Utilisation: (% of Built Capacity) (b)	Built Capacity (c)
Norville State School	699	76%	922
Numinbah Valley State School	14	27%	51
Nundah State School	713	83%	861
Nursery Road State Special School	139	99%	140
Oakenden State School	13	25%	51
Oakey State High School	463	46%	1001
Oakey State School	376	53%	711
Oakleigh State School	495	82%	609
Oakwood State School	95	32%	290
One Mile State School	455	79%	574
Oonoomba State School	528	80%	658
Orion State School	14	52%	27
Ormeau State School	886	85%	1026
Ormeau Woods State High School	1162	73%	1592
Ormiston State School	602	88%	685
Osborne State School	14	28%	53
Oxenford State School	588	71%	789
Oxley State School	489	84%	576
Pacific Paradise State School	576	78%	736
Pacific Pines State High School	1397	69%	2000
Pacific Pines State School	948	77%	1237
Pallara State School	405	73%	551
Palm Beach State School	500	73%	685
Palm Beach-Currumbin State High School	2500	85%	2936
Palmwoods State School	492	80%	623

School/Campus Name	Enrolments Feb Census 2017 (a)	Built Utilisation: (% of Built Capacity) (b)	Built Capacity (c)
Park Avenue State School	135	44%	309
Park Lake State School	986	87%	1129
Park Ridge State High School	1220	73%	1680
Park Ridge State School	567	84%	683
Parke State School	62	78%	80
Parkhurst State School	374	84%	445
Parramatta State School	336	65%	522
Patrick Estate State School	38	46%	80
Patricks Road State School	756	80%	947
Payne Road State School	262	55%	472
Peachester State School	84	40%	211
Peak Crossing State School	239	91%	262
Pentland State School	14	20%	75
Peregian Springs State School	1009	80%	1263
Petrie State School	567	78%	726
Petrie Terrace State School	227	78%	290
Pialba State School	445	51%	865
Pilton State School	26	51%	51
Pimlico State High School	1691	79%	2141
Pimpama State Primary College	576	67%	842
Pimpama State School	655	86%	763
Pimpama State Secondary College	1411	82%	1735
Pindi Pindi State School	18	23%	80
Pine Rivers Special School	185	91%	203
Pine Rivers State High School	1297	67%	1942

School/Campus Name	Enrolments Feb Census 2017 (a)	Built Utilisation: (% of Built Capacity) (b)	Built Capacity (c)
Pinnacle State School	14	18%	77
Pioneer State High School	558	44%	1279
Pittsworth State High School	441	59%	743
Pittsworth State School	301	76%	395
Pomona State School	330	73%	448
Pormpuraaw State School	86	56%	159
Port Curtis Road State School	55	53%	104
Port Douglas State School	274	58%	474
Pozieres State School	5	9%	53
Prairie State School	11	42%	24
Prenzlau State School	58	74%	80
Proserpine State High School	1064	75%	1407
Proserpine State School	964	66%	861
Prospect Creek State School	41	75%	53
Proston State School	116	28%	393
Pullenvale State School	437	86%	499
Pumicestone State School	328	61%	524
Queens Beach State School	423	77%	552
Queensland Academy for Creative Industries	299	48%	631
Queensland Academy for Health Sciences	289	46%	636
Queensland Academy for Science Mathematics and Technology	545	58%	944
Quilpie State College	61	19%	311
Quinalow Prep-10 State School	72	23%	312
Raceview State School	985	85%	1152
Railway Estate State School	236	52%	439

School/Campus Name	Enrolments Feb Census 2017 (a)	Built Utilisation: (% of Built Capacity) (b)	Built Capacity (c)
Rainbow Beach State School	97	51%	186
Rainworth State School	548	76%	723
Ramsay State School	42	40%	104
Rangeville State School	730	71%	1026
Rasmussen State School	407	61%	658
Rathdowney State School	38	18%	212
Ravenshoe State School	0	43%	1000
Ravenswood State School	16	30%	53
Red Hill Special School	67	79%	84
Redbank Plains State High School	1776	78%	2289
Redbank Plains State School	749	73%	1046
Redbank State School	215	67%	317
Redcliffe Special School	120	86%	140
Redcliffe State High School	1336	74%	1817
Redland Bay State School	868	79%	1104
Redland District Special School	131	75%	175
Redlynch State College	1844	77%	2391
Regents Park State School	677	73%	922
Richlands East State School	501	91%	549
Richmond Hill State School	364	74%	491
Richmond State School	75	26%	283
Ridgelands State School	32	24%	133
Riverview State School	269	64%	420
Roadvale State School	32	40%	80
Robertson State School	723	92%	791

School/Campus Name	Enrolments Feb Census 2017 (a)	Built Utilisation: (% of Built Capacity) (b)	Built Capacity (c)
Robina State High School	1444	68%	2099
Robina State School	809	75%	1078
Rochedale South State School	461	80%	579
Rochedale State High School	1369	80%	1714
Rochedale State School	953	90%	1059
Rockhampton North Special School	98	78%	126
Rockhampton Special School	61	58%	105
Rockhampton State High School	1171	71%	1651
Rocklea State School	46	35%	133
Rockville State School	190	47%	396
Rolleston State School	66	50%	133
Rollingstone State School	81	75%	106
Roma State College	0	40%	2207
Ropeley State School	7	13%	53
Rosedale State School	240	35%	697
Rosella Park School	75	60%	126
Rosewood State High School	443	48%	937
Rosewood State School	284	59%	472
Rossville State School	28	53%	53
Runcorn Heights State School	685	90%	763
Runcorn State High School	757	45%	1677
Runcorn State School	432	71%	614
Russell Island State School	190	74%	261
Salisbury State School	256	52%	481
Samford State School	852	75%	1126

School/Campus Name	Enrolments Feb Census 2017 (a)	Built Utilisation: (% of Built Capacity) (b)	Built Capacity (c)
Sandgate District State High School	1086	72%	1497
Sandgate State School	411	56%	730
Sandy Strait State School	644	64%	1001
Sarina State High School	767	80%	969
Sarina State School	460	76%	605
Scarborough State School	788	69%	1139
Scottville State School	47	44%	106
Seaforth State School	112	62%	184
Serviceton South State School	339	70%	472
Seven Hills State School	496	95%	521
Severnlea State School	48	58%	80
Seville Road State School	124	32%	376
Shailer Park State High School	757	47%	1622
Shailer Park State School	496	69%	710
Sharon State School	148	80%	184
Sherwood State School	576	82%	704
Shorncliffe State School	342	93%	368
Silkstone State School	822	76%	1079
Silkwood State School	53	29%	186
Slade Point State School	179	37%	474
Somerset Hills State School	129	23%	536
South Johnstone State School	28	35%	80
Southbrook Central State School	61	46%	133
Southport Special School	227	82%	280
Southport State High School	1785	94%	1902

School/Campus Name	Enrolments Feb Census 2017 (a)	Built Utilisation: (% of Built Capacity) (b)	Built Capacity (c)
Southport State School	595	70%	844
Spinifex State College - Mount Isa Education And Training Precinct	0	41%	2123
Springbrook State School	30	28%	106
Springfield Central State High School	1376	79%	1748
Springfield Central State School	732	68%	1053
Springfield Lakes State School	1056	85%	1234
Springsure State School	158	36%	439
Springwood Central State School	321	51%	632
Springwood Road State School	597	76%	789
Springwood State High School	752	49%	1544
St Bernard State School	259	62%	421
St George State High School	214	35%	597
St George State School	237	54%	421
St Helens State School	316	86%	368
St Lawrence State School	7	13%	53
Stafford Heights State School	134	26%	505
Stafford State School	269	47%	565
Stanthorpe State High School	667	63%	1054
Stanthorpe State School	308	65%	470
Stanwell State School	33	31%	106
Stonehenge State School	7	22%	27
Strathpine State School	443	71%	630
Strathpine West State School	513	62%	842
Stretton State College	2452	90%	2725
Sunbury State School	182	35%	501

School/Campus Name	Enrolments Feb Census 2017 (a)	Built Utilisation: (% of Built Capacity) (b)	Built Capacity (c)
Sunnybank Hills State School	1302	91%	1422
Sunnybank Special School	40	75%	56
Sunnybank State High School	636	37%	1709
Sunnybank State School	324	75%	443
Sunset State School	264	32%	847
Sunshine Beach State High School	1274	84%	1523
Sunshine Beach State School	741	79%	1000
Surat State School	83	32%	260
Surfers Paradise State School	679	84%	814
Swayneville State School	104	57%	184
Taabinga State School	346	51%	683
Tagai State College - Badu Island Campus	144	54%	289
Tagai State College - Darnley Island Campus	46	35%	158
Tagai State College - Dauan Island Campus	32	62%	52
Tagai State College - Horn Island Campus	76	44%	184
Tagai State College - Kubin Campus	21	28%	80
Tagai State College - Mabuiag Island Campus	43	41%	106
Tagai State College - Malu Kiwai Campus	60	51%	131
Tagai State College - Mer Campus	54	46%	156
Tagai State College - Poruma Campus	29	47%	78
Tagai State College - Saibal Island Campus	90	80%	133
Tagai State College - St Pauls Campus	58	51%	104
Tagai State College - Stephen Island Campus	21	81%	27
Tagai State College - Thursday Island Primary Campus	332	63%	597
Tagai State College - Thursday Island Secondary	413	47%	844

School/Campus Name	Enrolments Feb Census 2017 (a)	Built Utilisation: (% of Built Capacity) (b)	Built Capacity (c)
Tagai State College - Yam Island Campus	54	58%	106
Tagai State College - Yorke Island Campus	48	70%	80
Taigum State School	373	86%	433
Talara Primary College	1122	87%	1288
Tallebudgera State School	767	88%	867
Talwood State School	33	78%	106
Tambo State School	67	23%	287
Tamborine Mountain State High School	945	76%	1247
Tamborine Mountain State School	563	82%	711
Tamrookum State School	133	72%	184
Tanduringie State School	40	39%	106
Tannum Sands State High School	1088	75%	1420
Tannum Sands State School	715	76%	948
Tannymorel State School	2	7%	27
Tara Shire State College	387	43%	877
Tarampa State School	88	83%	106
Taranganba State School	696	80%	867
Taroom State School	152	42%	366
Teelba State School	24	89%	27
Tent Hill Lower State School	61	58%	106
Tewantin State School	590	67%	889
Texas P-10 State School	180	41%	444
Thabeban State School	141	26%	551
Thallon State School	41	41%	101
Thangool State School	135	52%	264

School/Campus Name	Enrolments Feb Census 2017 (a)	Built Utilisation: (% of Built Capacity) (b)	Built Capacity (c)
Thargomindah State School	26	49%	53
The Caves State School	90	34%	262
The Gap State High School	1401	87%	1608
The Gap State School	558	85%	653
The Gums State School	21	40%	53
The Hall State School	320	63%	501
The Summit State School	24	33%	80
The Willows State School	1006	78%	1287
Theebine State School	15	26%	53
Theodore State School	118	21%	562
Thornlands State School	730	82%	889
Thornton State School	49	56%	80
Thulimbah State School	29	25%	106
Thuringowa State High School	772	61%	1210
Tiaro State School	33	25%	133
Tieri State School	148	35%	446
Tin Can Bay State School	345	56%	621
Tinana State School	474	79%	604
Tingalpa State School	393	75%	526
Tingoora State School	29	36%	80
Tivoli State School	143	61%	237
Tolga State School	352	84%	420
Toobanna State School	13	21%	80
Toogoolawah State High School	274	53%	518
Toogoolawah State School	174	59%	290

School/Campus Name	Enrolments Feb Census 2017 (a)	Built Utilisation: (% of Built Capacity) (b)	Built Capacity (c)
Toooloa State High School	1090	78%	1338
Toowong State School	270	73%	368
Toowoomba East State School	811	84%	963
Toowoomba North State School	143	33%	432
Toowoomba State High School	823	41%	1956
Toowoomba West Special School	68	69%	98
Torbanlea State School	356	73%	473
Torquay State School	481	69%	704
Townsville Central State School	243	55%	442
Townsville Community Learning Centre - A State Special School	172	78%	217
Townsville South State School	182	84%	158
Townsville State High School	769	54%	1417
Townsville West State School	113	64%	184
Townview State School	268	40%	672
Trebonne State School	19	19%	104
Tresswell State School	4	8%	53
Trinity Bay State High School	1857	83%	1998
Tropical North Learning Academy - Smithfield State High School	1060	67%	1574
Tropical North Learning Academy - Trinity Beach State School	960	76%	1260
Tullawong State High School	931	55%	1690
Tullawong State School	759	55%	1363
Tully State High School	681	70%	977
Tully State School	276	58%	469
Two Mile State School	85	53%	159
Ubobo State School	13	48%	27

School/Campus Name	Enrolments Feb Census 2017 (a)	Built Utilisation: (% of Built Capacity) (b)	Built Capacity (c)
Undurba State School	1006	83%	1209
Upper Brookfield State School	44	55%	80
Upper Coomera State College	2060	66%	3120
Upper Mount Gravatt State School	458	62%	739
Urandangi State School	11	25%	53
Urangan Point State School	484	80%	627
Urangan State High School	1710	77%	2202
Vale View State School	79	75%	106
Valkyrie State School	15	56%	27
Varsity College	3248	81%	4007
Veresdale Scrub State School	128	70%	184
Victoria Park State School	605	76%	796
Victoria Plantation State School	84	29%	184
Victoria Point State High School	1180	69%	1733
Victoria Point State School	524	56%	922
Vienna Woods State School	223	31%	713
Vincent State School	134	32%	435
Virginia State School	449	70%	644
Walkamin State School	49	58%	77
Walkerston State School	350	72%	489
Walkervale State School	444	49%	893
Wallangarra State School	66	63%	104
Wallaville State School	62	36%	184
Walloon State School	232	74%	315
Wallumbilla State School	116	41%	284

School/Campus Name	Enrolments Feb Census 2017 (a)	Built Utilisation: (% of Built Capacity) (b)	Built Capacity (c)
Wamuran State School	301	57%	527
Wandoan State School P-10	92	21%	442
Waraburra State School	469	78%	604
Warra State School	13	12%	106
Warrigal Road State School	1270	88%	1449
Warrill View State School	9	12%	77
Wartburg State School	42	40%	106
Warwick Central State School	272	85%	314
Warwick East State School	209	62%	340
Warwick State High School	939	53%	1776
Warwick West State School	526	67%	787
Waterford State School	662	74%	891
Waterford West State School	688	85%	814
Watson Road State School	126	33%	391
Wavell Heights State School	460	76%	605
Wavell State High School	1574	75%	2106
Weir State School	731	66%	1106
Wellcamp State School	71	67%	106
Wellers Hill State School	914	77%	1178
Wellington Point State High School	918	61%	1494
Wellington Point State School	536	73%	735
West End State School	914	93%	975
Western Cape College	0	56%	1756
Western Cape College - Weipa	919		
Western Suburbs State Special School	174	82%	210

School/Campus Name	Enrolments Feb Census 2017 (a)	Built Utilisation: (% of Built Capacity) (b)	Built Capacity (c)
Westmar State School	39	76%	51
Westwood State School	18	34%	53
Wheatlands State School	73	71%	105
Wheatvale State School	41	32%	133
White Rock State School	531	87%	605
Whites Hill State College	769	42%	1819
Whitfield State School	836	68%	1237
Widgee State School	55	35%	157
William Duncan State School	566	54%	1053
William Ross State High School	836	55%	1531
Wilsonton State High School	705	60%	1175
Wilsonton State School	523	59%	885
Wilston State School	866	77%	1125
Windaroo State School	942	83%	1134
Windaroo Valley State High School	1146	79%	1465
Windera State School	11	25%	53
Windsor State School	688	94%	735
Winfield State School	3	11%	27
Winton State School	98	27%	366
Wishart State School	679	90%	755
Withcott State School	194	57%	342
Wolvi State School	28	22%	130
Wondai State School	178	45%	386
Wondall Heights State School	673	83%	811

School/Campus Name	Enrolments Feb Census 2017 (a)	Built Utilisation: (% of Built Capacity) (b)	Built Capacity (c)
Wonga Beach State School	95	52%	184
Woodcrest State College	1668	66%	2546
Woodford State School	401	47%	862
Woodhill State School	232	68%	342
WoodLinks State School	598	69%	869
Woodridge North State School	526	72%	729
Woodridge State High School	1287	68%	1870
Woodridge State School	716	72%	975
Woodstock State School	58	44%	133
Woody Point Special School	87	63%	140
Woolooga State School	15	26%	53
Wooloowin State School	321	82%	390
Woombye State School	500	83%	605
Woongarra State School	460	79%	579
Woongoolba State School	179	63%	289
Woorabinda State School	140	50%	290
Wooroolin State School	43	40%	104
Woree State High School	914	65%	1420
Woree State School	727	65%	1104
Worongary State School	740	74%	1000
Wowan State School	33	26%	130
Wulguru State School	325	47%	711
Wyandra State School	3	11%	27
Wynnum State High School	868	69%	1255
Wynnum State School	743	88%	842

School/Campus Name	Enrolments Feb Census 2017 (a)	Built Utilisation: (% of Built Capacity) (b)	Built Capacity (c)
Wynnum West State School	444	70%	630
Wyreema State School	134	84%	159
Yandaran State School	27	27%	106
Yandina State School	266	61%	443
Yangan State School	88	56%	159
Yarrabah State School	0	0%	829
Yarraman State School	164	29%	644
Yarrilee State School	781	86%	922
Yarwun State School	43	32%	133
Yelarbon State School	36	35%	106
Yeppoon State High School	1067	77%	1391
Yeppoon State School	317	42%	753
Yeronga State High School	717	41%	1722
Yeronga State School	631	83%	763
Yorkeys Knob State School	240	76%	317
Yowah State School	2	7%	27
Yugumbir State School	1103	85%	1290
Yuleba State School	30	23%	133
Yungaburra State School	217	64%	338
Zillmere State School	133	40%	328

NOTES:

- (a) Special schools cater for a range of ability levels, and are often able to accommodate more than the allocated built capacity of 7 students per classroom on average
- (b) Enrolments are PY to Year 12 FTE (Day 8 2017) except for Indigenous Community Schools with a DET PrePrep program
- (c) Utilisation is the Enrolments Feb Census 2017 Enrolment divided by the Built Capacity
- (d) Built Capacity is the calculation on the base of 26.25 students per teaching space.
- (e) Capacity data is reviewed periodically to reflect changes in built infrastructure or the manner in which schools are utilising spaces, and is subject to ongoing validation.

Released under the RTI
by DET

Briefing Note

The Honourable Kate Jones MP
Minister for Education and
Minister for Tourism and Major Events

Action required: For Approval

Action required by: 6 February 2017

Routine – Approval of proposed permanent closure of Mackenzie River State School is sought as soon as possible to allow sufficient time for the community consultation process to be undertaken before the commencement of the 2018 school year.

SUBJECT: VIABILITY OF MACKENZIE RIVER STATE SCHOOL

Summary of key objectives

- To inform the Minister that Mackenzie River State School (SS) currently has no student enrolments in 2017, and there are no forecasted enrolments for 2018 or beyond.
- To seek the Minister's approval for:
 - the gazettal of the proposed permanent closure of the school (**Attachment 1**); and
 - initiating a consultation process on behalf of the Minister to be led by the Regional Director, Central Queensland Region, regarding the proposed school closure.

Key issues

1. The February Census 2016 recorded that Mackenzie River SS had one student enrolled in Year 6, one student enrolled in Year 5 and one student enrolled in Year 4. The Year 6 student finished his primary school studies at the end of the 2016 school year. The Year 5 and Year 4 students left the school at the end of 2016.
2. The Principal has notified the Regional Office that the school had no enrolments on Day 1, 2017 and sustainable enrolments are not likely in the foreseeable future.
3. The Queensland Government Statistician's Office has advised there are currently seven students residing in the Mackenzie River SS catchment area.
4. Should the Minister approve gazettal of a notice of the proposed permanent closure of Mackenzie River SS in the *Government Gazette*, it will allow the Department of Education and Training (DET) to proactively consult with the community about the future viability of the school as there are no student enrolments in 2017, and there are no forecasted enrolments for 2018 or beyond.
5. Under the *Education (General Provisions) Act 2006* (Qld) (EGPA), a school closure cannot happen until six months after the gazettal of the proposed closure.
6. Therefore, it is proposed the Minister approve:
 - the gazettal of the proposed permanent closure of the school (**Attachment 1**); and
 - the Regional Director, Central Queensland Region, to conduct a community consultation process about the proposed permanent closure.
7. Post gazettal, the process involves:
 - the Regional Director, Central Queensland Region, advising the community;
 - the Regional Director, Central Queensland Region, conducting community consultation; and

- a decision to be made by the Minister considering the information arising from the consultation.
8. On the Minister's behalf, the Regional Director will be responsible for leading the community consultation regarding the proposed permanent closure. The consultation method/s will be determined at the regional level. The consultation process is expected to occur within a period of 10 weeks following gazettal.
 9. Following community consultation, the Regional Director will provide a report on the outcome and this will form the basis of a recommendation through the Director-General, DET, to the Minister.
 10. Mackenzie River SS is in proximity to two other state schools:
 - Middlemount Community School, 37.4 kilometres north west; and
 - Dingo State School, 92.8 kilometres south east.
 11. These schools will have capacity to accommodate any future Mackenzie River enrolments that may arise.

Media Implications

12. Negative media attention is possible if the school is kept open without enrolments.

Financial Implications

13. It is not cost effective for DET to maintain an open school with no enrolments.

Legal Implications

14. As outlined in the EGPA, a proposed permanent closure requires the proposed closure to be gazetted.
15. A permanent closure cannot happen:
 - unless community consultation has occurred post gazettal of the notice of intended closure; and
 - within six months of the date of publication of the gazettal.

Background

16. Mackenzie River SS is situated within a farming community, 243 kilometres north west of Rockhampton. The school's catchment is located within the Isaac Regional Council and the area is represented by the State Member for Gregory and the Federal Member for Capricornia.
17. Enrolments have been in steady decline in recent years as follows:

Year	Enrolments	Notes
2016	3	In 2016, there were seven students residing in the Mackenzie River SS catchment. Six students attended Dingo SS and the remaining student attended Mackenzie River SS. Two students were travelling from the catchments of Banana SS and Blackwater SS.
2015	10	three of whom resided in the Mackenzie River SS catchment.
2014	12	seven of whom resided in the Mackenzie River SS catchment.
2013	16	five of whom resided in the Mackenzie River SS catchment.
2012	28	seven of whom resided in the Mackenzie River SS catchment.

18. The school currently has one full time equivalent temporary principal; 12 hours per week teacher-aide allocation; and 17.5 hours per fortnight of administration officer support. If the school is Gazetted for Closure, a consultation process will be undertaken with staff regarding redeployment within the system. However, the Principal is temporary, the Administrative Assistant has indicated she will retire if the school closes and the Teacher-Aide has been allocated a position at another school.

Right to information

19. I am of the view that the contents or attachments contained in this brief are not suitable for publication due to confidential content.

Released under the RTI
by DET

Recommendation

That the Minister:

- **note** Mackenzie River State School (SS) has no current students enrolled and no foreseeable enrolments;
- **sign and approve** the publication of a notice of the proposed permanent closure of Mackenzie River SS in the *Government Gazette (Attachment 1)* as required under s18 of the *Education (General Provisions) Act 2006*, given the school has no enrolments for 2017 and is unlikely to have sustainable enrolments in the near future; and
- **note** that, if approved, the Central Queensland Region will initiate a community consultation process following the gazettal of the proposed permanent closure of Mackenzie River SS and will provide a report of the outcomes to the Minister.

NOTED



MATTHEW JUTSUM
Chief of Staff
Office of the Hon Kate Jones MP
Minister for Education and
Minister for Tourism and Major Events

Minister's comments

APPROVED/NOT APPROVED
ENDORSED/NOTED

KATE JONES MP
Minister for Education and
Minister for Tourism and Major Events

Action Officer
 Grant Webb
 A/Director Regional Services
 Central Queensland Region
 Tel: 4842 8305
 Date: 02/12/2016

Endorsed by:
 Kim Fredericks
 Regional Director
 Central Queensland Region
 Tel: 4616 3722
 Date: 02/12/2016

Endorsed by:
 Graham Dredge
 Executive Director
 Infrastructure Operations
 Tel: 3034 4871
 M: Section 49 of t
 Date: 08/12/2016

Endorsed by:
 Tom Jumpertz
 Executive Director
 LALB
 Tel: 3513 5850
 M: Section 49 of t
 Date: 16/12/2016

Endorsed by:
 Kevin Mara
 Assistant Director-General
 Infrastructure Services
 Tel: 3034 4520
 M: Section 49 of t
 Date: 20/12/2016

Endorsed by:
 Jeff Hunt
 Deputy Director-General
 Corporate Services
 Tel: 3034 4771
 M: Section 49 of t
 Date: 30/01/2017

Endorsed by:
 Patrea Walton
 Deputy Director-General
 State Schools
 Tel: 3034 4760
 M: Section 49 of t
 Date: 01/02/2017

Endorsed by:
 Dr Jim Watterston
 Director-General
 Tel: 3034 4752
 M:
 Date: 3/2/17

DRAFT GAZETTAL NOTICE

COMMUNITY CONSULTATION

Mackenzie River State School has had declining enrolment over the past four (4) years and in 2017 the school has zero enrolments. Under s18 and s19 of the *Education General Provisions Act (2006)*, there is a need to consider the school's future given that the school has no current or no known future enrolments.

Mackenzie River State School, Central Queensland Region

Contact details:
Regional Director, Central Queensland Region
PO Box 138
Rockhampton Qld 4700
Phone: (07) 4932 4051
email: kim.fredericks@det.qld.gov.au

Under s19 of the Act, community consultation will now commence and the local community is invited to make a submission regarding the proposed closure. Parties interested in making a submission should contact the Regional Director at the above email for further information.

Kate Jones MP
Minister for Education and
Minister for Tourism and Major Events

TRIM Ref: 16/564101

Released under the RTI
by DET

Briefing Note

The Honourable Kate Jones MP
Minister for Education and
Minister for Tourism and Major Events

Action required: For Approval

Action required by: 30 January 2017

Routine – Approval of proposed permanent closure of Mackenzie River State School is sought as soon as possible to allow sufficient time for the community consultation process to be undertaken before the commencement of the 2018 school year. Under the *Education (General Provisions) Act 2006 (Qld)* (EGPA), a school closure cannot happen until six months after the gazettal of the proposed closure.

SUBJECT: VIABILITY OF MACKENZIE RIVER STATE SCHOOL (SS)

Summary of key objectives

- To inform the Minister that Mackenzie River SS currently has no student enrolments in 2017, and there are no forecasted enrolments for 2018 or beyond.
- To obtain the Minister's approval for:
 - the gazettal of the proposed permanent closure of the school (**Attachment 1**); and
 - initiating a consultation process on behalf of the Minister to be led by the Regional Director, Central Queensland Region, regarding the proposed school closure.

Key issues

1. The February Census 2016 recorded that Mackenzie River SS had one student enrolled in Year 6, one student enrolled in Year 5 and one student enrolled in Year 4. The Year 6 student finished his primary school studies at the end of the 2016 school year. The Year 5 and Year 4 students left the school at the end of 2016.
2. The Principal has notified the Regional Office that the school had no enrolments on Day 1, 2017 and sustainable enrolments are not likely in the foreseeable future.
3. The Queensland Government Statistician's Office has advised that there are currently seven students residing in the Mackenzie River SS catchment area.
4. Should the Minister approve gazettal of a notice of the proposed permanent closure of Mackenzie River SS in the Government Gazette, it will allow the Department of Education and Training to proactively consult with the community about the future viability of the school as there are no student enrolments in 2017, and there are no forecasted enrolments for 2018 or beyond.
5. Therefore, it is proposed that the Minister approve:
 - the gazettal of the proposed permanent closure of the school (**Attachment 1**); and
 - the Regional Director, Central Queensland Region, to conduct a community consultation process about the proposed permanent closure.
6. Post gazettal, the process involves:
 - the Regional Director, Central Queensland Region, advising the community;
 - the Regional Director, Central Queensland Region, conducting community consultation;

- a decision to be made by the Minister considering the information arising from the consultation; and
 - under s20 of the EGPA, a school closure cannot happen until six months after the gazettal of the proposed closure.
7. On the Minister's behalf, the Regional Director will be responsible for leading the community consultation regarding the proposed permanent closure. The consultation method/s will be determined at the regional level. The consultation process is expected to occur within a period of 10 weeks following gazettal.
8. Following community consultation, the Regional Director will provide a report on the outcome and this will form the basis of a recommendation through the Director-General, Department of Education and Training, to the Minister.
9. Mackenzie River SS is in proximity to two other state schools:
- Middlemount Community School, 37.4 kilometres north west, and
 - Dingo State School, 92.8 kilometres south east.
10. These schools will have capacity to accommodate any future Mackenzie River enrolments that may arise.

Media Implications

11. Negative media attention is possible if the school is kept open without enrolments.

Financial Implications

12. It is not cost effective for the Department to maintain an open school with no enrolments.

Legal Implications

13. As outlined in the EGPA, a proposed permanent closure requires the proposed closure to be gazetted.
14. A permanent closure cannot happen:
- unless community consultation has occurred post gazettal of the notice of intended closure; and
 - within six months of the date of publication of the gazettal.

Background

15. Mackenzie River SS is situated within a farming community, 243 kilometres north west of Rockhampton. The school's catchment is located within the Isaac Regional Council and the area is represented by the State Member for Gregory and the Federal Member for Capricornia.

16. Enrolments have been in steady decline in recent years as follows:

Year	Enrolments	Notes
2016	3	In 2016, there were 7 students residing in the Mackenzie River SS catchment. Six students attended to Dingo SS and the remaining student attended Mackenzie River SS. Two students were travelling from the catchments of Banana SS and Blackwater SS.
2015	10	3 of whom resided in the Mackenzie River SS catchment.
2014	12	7 of whom resided in the Mackenzie River SS catchment.
2013	16	5 of whom resided in the Mackenzie River SS catchment.
2012	28	7 of whom resided in the Mackenzie River SS catchment

17. The school currently has 1FTE temporary principal, 12 hours per week teacher-aide allocation and 17.5 hours per fortnight of administration officer support. If the school is Gazetted for Closure, a consultation process will be undertaken with staff regarding redeployment within the system. However, the Principal is temporary, the Administrative Assistant has indicated she will retire if the school closes and the Teacher Aide has been allocated a position at another school.

Right to information

18. I am of the view that the contents or attachments contained in this brief **are not suitable** for publication due to confidential content.

Released under
by DET

Recommendation

That the Minister:

- **note** Mackenzie River State School (SS) has no current students enrolled and no foreseeable enrolments;
- **sign and approve** the publication of a notice of the proposed permanent closure of Mackenzie River SS in the Government Gazette (**Attachment 1**) as required under s18 of the *Education (General Provisions) Act 2006* (Qld), given the school has no enrolments for 2017 and is unlikely to have sustainable enrolments in the near future; and
- **note** that, if approved, the Central Queensland Region will initiate a community consultation process following the gazettal of the proposed permanent closure of Mackenzie River SS and will provide a report of the outcomes to the Minister.

NOTED

**APPROVED/NOT APPROVED
ENDORSED/NOTED**

MATTHEW JUTSUM
A/Chief of Staff
Office of the Hon Kate Jones MP
Minister for Education and
Minister for Tourism and Major Events

KATE JONES MP
Minister for Education and
Minister for Tourism and Major Events

Minister's comments

Action Officer Grant Webb A/Director Regional Services Central Queensland Region Tel: 4842 8305 Date: 02/12/2016	Endorsed by: Kim Fredericks Regional Director Central Queensland Region Tel: 4616 3722 Date: 02/12/2016	Endorsed by: Graham Dredge Executive Director Infrastructure Operations Tel: 3034 4871 M: 0484 637 859 Date: 8/12/16	Endorsed by: Tom Jumpertz Executive Director LALB Tel: 3513 5850 M: 0419 654 374 Date: 16/12/2016
Endorsed by: Kevin Mara Assistant Director-General Infrastructure Services Tel: 3034 4520 M: [Section 49 of th] Date: 20/12/16	Endorsed by: Jeff Hunt Deputy Director-General Corporate Services Tel: 3034 4771 M: [Section 49 of th] Date:	Endorsed by: Patrea Walton Deputy Director-General State Schools Tel: 3034 4760 M: [Section 49 of th] Date:	Endorsed by: Dr Jim Watterston Director General Tel: 3034 4752 M: [Section 49 of th] Date:

DRAFT GAZETTAL NOTICE

COMMUNITY CONSULTATION

Mackenzie River State School has had declining enrolment over the past four (4) years and in 2017 the school has zero enrolments. Under s18 and s19 of the *Education General Provisions Act (2006)*, there is a need to consider the school's future given that the school has no current or no known future enrolments.

Mackenzie River State School, Central Queensland Region

Contact details:
Regional Director, Central Queensland Region
PO Box 138
Rockhampton Qld 4700
Phone: (07) 4932 4051
email: kim.fredericks@det.qld.gov.au

Under s19 of the Act, community consultation will now commence and the local community is invited to make a submission regarding the proposed closure. Parties interested in making a submission should contact the Regional Director at the above email for further information.

Kate Jones MP
Minister for Education and
Minister for Tourism and Major Events

TRIM Ref: 16/564101

Released under the RTI
by DET



9 February 2017

Department of
Education and Training

Dear Parents and Community Members

I am writing to inform you that the Honourable Kate Jones MP, Minister for Education, has approved the publication of a notice of the proposed permanent closure of Mackenzie River State School in the Government Gazette. The Minister has also approved that the Central Queensland Region will initiate a community consultation process following the gazettal of the proposed permanent closure of the school and will provide a report of the outcomes.

I have decided that during this consultation period, I will instigate the temporary closure of Mackenzie River State School. This closure is a result of no student enrolments in 2017 and no forecast enrolments. This temporary closure will commence on Monday 20th February 2017.

I will ensure that information about the temporary closure is provided to the local community including contact information to any families that wish to enquire about enrolment at the end of the temporary closure period. I guarantee that the school grounds will be maintained.

I would like to reassure you that all staff will be consulted during this temporary closure about other options for employment.

Before the end of 2017, the Department of Education and Training will review the temporary closure of the school by undertaking a consultation with the local community before making any long term decisions. While the dates for this consultation have not been set, I assure you that we will hold a meeting with the P and C and community members as quickly as possible.

Information regarding the current status of the school will be available on the school's website. If you require further information at this time please contact Mr Grant Webb, Director, on (07) 48 428305.

Yours sincerely


Kim Fredericks
Regional Director
Central Queensland Region

Ref: 17/75139

Central Queensland Region
Level 4, 44 Nelson Street
PO Box 760, Mackay
Queensland 4740 Australia
Telephone 07 4842 8300
Facsimile 07 4842 8388
Website www.det.qld.gov.au
ABN 76 337 613 647

*Education General Provisions Act 2006***COMMUNITY CONSULTATION**

Mackenzie River State School has had declining enrolment over the past four (4) years and in 2017 the school has zero enrolments. Under s18 and s19 of the *Education General Provisions Act 2006*, there is a need to consider the school's future given that the school has no current or no known future enrolments.

Mackenzie River State School, Central Queensland Region

Contact details:
Regional Director, Central Queensland Region
PO Box 138
Rockhampton Qld 4700
Phone: (07) 4932 4051
E-mail: kim.fredericks@det.qld.gov.au

Under s19 of the Act, community consultation will now commence and the local community is invited to make a submission regarding the proposed closure. Parties interested in making a submission should contact the Regional Director at the above email for further information.

Kate Jones MP
Minister for Education and
Minister for Tourism and Major Events

- (iii) a dispenser to supply a restricted drug or controlled drug under a prescription authorised under item (ii) above;
- (iv) a visiting health practitioner to be supplied with an S2 or S3 substance by wholesale for the practitioner to practise a health profession under the Act;
- (v) a wholesaler to supply an S2 or S3 substance by wholesale to an authorised visiting health practitioner.

The authorisations listed above are subject to the following conditions:

- (i) a visiting health practitioner cannot practise a health profession within a public sector health service facility;
- (ii) visiting health practitioners can only issue prescriptions for a restricted drug or a controlled drug if they are intending to practise a health profession that is authorised to prescribe a restricted drug or a controlled drug under the *Health (Drugs and Poisons) Regulation 1995* (Qld) (HDPP);
- (iii) only visiting health practitioners with the authority to issue prescriptions in their CGA country may issue prescriptions for a restricted drug or a controlled drug;
- (iv) any prescriptions issued must meet the prescribing requirements of the HDPP.

Cameron Dick MP
Minister for Health and Minister for Ambulance Services

*Major Events Act 2014***REGISTRATION EXEMPTION NOTICE FOR GOLD COAST 2018 COMMONWEALTH GAMES – VISITING HEALTH PRACTITIONERS (MEDICAL)**

I, Cameron Dick, Minister for Health and Minister for Ambulance Services, give notice that, visiting health practitioners (medical), may be authorised to practise a health profession in accordance with this registration exemption notice pursuant to section 43 of the *Major Events Act 2014* (Qld) (the Act).

This notice sets out the procedure by which a visiting health practitioner must provide notice of intention to practise a health profession for the Gold Coast 2018 Commonwealth Games, for the exemption period of 1 August 2016 to 30 April 2018, pursuant to the *Major Events (Commonwealth Games – Visiting Health Practitioner Exemptions) Regulation 2016* (Qld).

This registration exemption notice, including the authorisations within, applies only to those visiting health practitioners intending to practise a medical profession.

Procedure for intention to practise

Visiting health practitioners must notify the Chief Health Officer of their intention to practise a health profession in the State of Queensland for the Gold Coast 2018 Commonwealth Games during the exemption period. This notification must be completed in the form of an Intention to Practise Notice and returned to the Chief Health Officer via the Gold Coast 2018 Commonwealth Games Corporation (GOLDOC).

Medical practitioners must provide certified true copies of certificates displaying their medical qualifications and evidence of current medical registration in their Commonwealth Games Association (CGA) country, including information regarding any restrictions of practise, with their Intention to Practise Notice.

The Intention to Practise Notice will be provided to CGA teams by GOLDOC who will complete the forms and return them to GOLDOC.

Authorisations

This registration exemption notice authorises:

- (i) a visiting health practitioner to practise a health profession for team members from their CGA country during the exemption period and in accordance with the Act and this registration exemption notice;
- (ii) a visiting health practitioner to issue prescriptions for a restricted drug, or a controlled drug, in the course of practising a health profession under the Act for team members from their CGA country during the exemption period;

*Major Events Act 2014***REGISTRATION EXEMPTION NOTICE FOR GOLD COAST 2018 COMMONWEALTH GAMES – VISITING HEALTH PRACTITIONERS (NON-MEDICAL)**

I, Cameron Dick, Minister for Health and Minister for Ambulance Services, give notice that, visiting health practitioners (non-medical), may be authorised to practise a health profession in accordance with this registration exemption notice pursuant to section 43 of the *Major Events Act 2014* (Qld) (the Act).

This notice sets out the procedure by which a visiting health practitioner must provide notice of intention to practise a health profession for the Gold Coast 2018 Commonwealth Games, for the exemption period of 1 August 2016 to 30 April 2018, pursuant to the *Major Events (Commonwealth Games – Visiting Health Practitioner Exemptions) Regulation 2016* (Qld).

This registration exemption notice, including the authorisations within, applies only to those visiting health practitioners intending to practise a health profession, other than a medical profession.

Procedure for intention to practise

Visiting health practitioners must notify the Chief Health Officer of their intention to practise a health profession in the State of Queensland for the Gold Coast 2018 Commonwealth Games during the exemption period. This notification must be completed in the form of an Intention to Practise Notice and returned to the Chief Health Officer via the Gold Coast 2018 Commonwealth Games Corporation (GOLDOC).

The Intention to Practise Notice will be provided to CGA teams by GOLDOC who will complete the forms and return them to GOLDOC.

Authorisation

This registration exemption notice authorises a visiting health practitioner to practise a health profession for team members from their Commonwealth Games Association (CGA) country during the exemption period and in accordance with the Act and this registration exemption notice.

The authorisation listed above is subject to the following conditions:

- (i) a visiting health practitioner cannot practise a health profession within a public sector health service facility;
- (ii) a visiting health practitioner cannot issue prescriptions for a restricted drug or a controlled drug.

Cameron Dick MP
Minister for Health and Minister for Ambulance Services

Briefing Note

The Honourable Kate Jones MP
Minister for Education and
Minister for Tourism and Major Events

Action required: For Noting

Action required by: 25 January 2016

Urgent – To approve the temporary closure of Ryeford State School for 2016 to support the consultation process for the proposed permanent closure of the school.

SUBJECT: VIABILITY OF RYEFORD STATE SCHOOL

Summary of key objectives

- To inform the Minister that Ryeford State School (SS) has no student enrolments from the beginning of Term 4, 2015 and there are no forecast enrolments for 2016 or beyond.
- To seek the Minister's approval for the temporary closure of the school for 2016 given the school has no enrolments.
- To obtain the Minister's approval for:
 - the gazettal of the proposed closure of the school; and
 - to initiate a consultation process on behalf of the Minister to be lead by the Darling Downs South West Regional Director regarding the proposed school closure.

Key issues

1. The only two students from the same family enrolled at Ryeford SS elected to relocate to another school at the end of Term 3, 2015 leaving the school with no enrolments for Term 4, 2015. In addition, no enrolments are forecast for 2016 and beyond.
2. As the school had no enrolments, the region worked with the school to relocate most staff to other locations with only the Principal and Administration Officer (part-time) still working at the school.
3. The remaining staff worked on finalising administration tasks, and this work is now complete and have also been relocated.
4. It is necessary to obtain approval for the 2016 temporary school closure prior to the new school year commencing so as to prevent the need to re-open the school should a student/s seek to enrol.
5. It is proposed that the temporary school closure period during 2016 be used to allow for the consultation process to permanently close the school, given the school has no enrolments and that there are nearby schools with sufficient capacity to accommodate any new students.

Temporary closure

6. Under the *Education (General Provisions) Act 2006* (the Act), a temporary closure of a school does not require gazettal.
7. However, without formal closure of the school in accordance with the Act, if a student sought to enrol, there would be a legal obligation to enrol the student and re-open the school.
8. Given that the school has no enrolments and that there is not likely to be demand for primary schooling at Ryeford, the Minister's approval is sought to temporarily close the school for 2016.

9. As part of the temporary closure, the Department will:

- give public notice of the temporary closure period to the local community and at the school itself;
- provide departmental contact information to families that wish to enquire about enrolment at the end of the temporary closure period;
- maintain the school website and public listings with added information about the school's status and review date;
- forward the school's telephone to voicemail, which will provide information regarding the temporary closure and contact details for regional staff;
- temporarily relocate class resources to ensure they are not destroyed by vermin during the closure period; and
- maintain the school grounds through the engagement of a contractor.

Permanent closure

10. Given that the school has no enrolments and sustainable enrolments are not likely in the foreseeable future, it is proposed that the Minister approve:

- (i) the gazettal of the school for permanent closure (draft at **Attachment 1**); and
- (ii) that the regional director conduct a community consultation process about the proposed permanent closure.

11. Post gazettal, the process for making a closure decision involves:

- advising the community;
- community consultation;
- a decision to be made by the Minister considering the information arising from the consultation; and
- under the Act, a school closure cannot take effect until 6 months after the gazettal of the proposed closure.

12. On the Minister's behalf, the Regional Director will be responsible for leading the community consultation regarding the proposed permanent closure. The consultation method/s will be determined at the Regional level. The consultation process is expected to occur within a period of 10 weeks following gazettal.

13. Following community consultation, the Regional Director will provide a report on the outcome and this will form the basis of a recommendation through the Director-General to the Minister.

14. Ryeford SS is in close proximity to two other state schools:

- Back Plains SS is 9 kilometres north; and
- Clifton SS is 12 kilometres east of Ryeford SS.

15. Both adjacent schools will have capacity to accommodate any future Ryeford enrolments that may arise in the temporary closure period.

Media Implications

16. In 2013, community consultation and school closure processes generated significant media interest in the Darling Downs South West Region.

17. Negative media attention is also possible if the school is kept open without enrolments.

Financial Implications

18. It is not cost effective for the Department to maintain an open school with no enrolments.

Legal Implications

19. As a temporary closure is only for a set period of time, it is different from a permanent closure and there is no requirement under s.18 of the Act for a Ministerial decision or to gazette the closure.
20. A proposed permanent closure requires the proposed closure to be gazetted.
21. A permanent closure cannot take effect (i) unless community consultation has occurred post gazettal of the notice of intended closure; and (ii) no sooner than 6 months from the date of publication of the gazettal.

Background

22. Ryeford SS is situated within a farming community, 57 kilometres south-west of Toowoomba. The school's catchment is located within the Toowoomba Regional Council and the area is represented by the state member for Condamine.
23. The 2015 Day 8 enrolment count was four students. There were two enrolments at the school until the end of Term 3, 2015 (brothers) and these students relocated before the commencement of Term 4.
24. Enrolments have been in steady decline in recent years as follows:

Year	Enrolments
2015	4
2014	6
2013	8
2012	12
2011	14
2010	19

25. The school currently had a 1.34 Full Time Equivalent (FTE) teaching allocation (including a specialist teacher allocation of 0.04 FTE); 18 hours per week teacher-aide allocation and 0.27 FTE (10 hours per week) Administration Office).

Right to information

26. I am of the view that the contents or attachments contained in this brief **are not suitable** for publication.


Recommendation

That the Minister:

- **note** Ryeford SS had no enrolments during Term 4, 2015 and has no current or forecast enrolments.
- **approve** the temporary cessation of educational service delivery at Ryeford SS for 2016;
- **approve** the publication of a notice of proposed permanent closure of Ryeford SS in the Government Gazette as required under s18 of the Education General Provisions Act (**Attachment 1**) given the schools have zero enrolments; and
- **note** that, if approved, the region will initiate a community consultation process following the gazettal of the proposed permanent closure of Ryeford SS and will provide a report to the Minister.

NOTED

APPROVED/NOT APPROVED
ENDORSED/NOTED



DON WILSON
Senior Policy Advisor
Office of the Hon Kate Jones MP
Minister for Education and
Minister for Tourism and Major Events


KATE JONES MP
Minister for Education and
Minister for Tourism and Major Events

8/3/16

13/3/16

Minister's comments

Action Officer John Mulcahy Director Regional Services Darling Downs South West Region Tel: 4616 3714	Endorsed by: Greg Dickman Regional Director Darling Downs South West Region Tel: 4616 3722 Date: 08/03/2016	Endorsed by: Dave Baxter ED Infrastructure Programs and Delivery Tel: 3034 4836 M: Section 49 of the Date: 04/03/2016	Endorsed by: Tom Jumpertz ED LALB Tel: 3513 5850 M: Section 49 of the Date: 24/12/2015
--	---	--	--

Endorsed by: Kevin Mara ADG Infrastructure Services Tel: 3034 4520 M: Section 49 of the Date: 04/03/2016	Endorsed by: Jeff Hunt DDG Corporate Services Tel: 3034 4771 M: Section 49 of the F Date: 08/03/2016	Endorsed by: Brendan Keane Director ODDG State Schools Tel: 3034 4760 M: Date: 08/03/2016	Endorsed by: Jim Watterston DG  Tel: 3034 4752 M: Date: 03/2016
--	--	---	--

DRAFT GAZETTAL NOTICE

PROPOSED SCHOOL CLOSURE NOTICE

Given the following school has zero enrolments, under s.18 of the Education General Provisions Act (2006), the school is proposed for closure:

Ryeford State School, Darling Downs South West Region

Contact details:

Regional Director, Darling Downs South West Region

PO Box 38

Toowoomba Qld 4350

Phone: (07) 4616 3771

email: Enquiries.DDSW_TOOWOOMBA@dete.qld.gov.au

Community consultation regarding this proposal will now commence. Members of the school community including are invited to make a submission regarding the proposed closure or contact the relevant Regional Director for further information.

Kate Jones MP

Minister for Education and

Minister for Tourism and Major Events

Released under the RTI
by DET

Briefing Note

The Honourable Kate Jones MP
Minister for Education and
Minister for Tourism and Major Events

Action required: For Approval

Action required by: N/A

Urgent – The Minister's approval is required to permanently close Ryeford State School from 2017.

SUBJECT: COMMUNITY CONSULTATION OUTCOMES REGARDING THE PROPOSED CLOSURE OF RYEFORD STATE SCHOOL (SS)

Summary of key objectives

- To provide the Minister with the outcomes of the community consultation process carried out in the Ryeford community regarding the future of Ryeford SS. ✓
- To seek the Minister's approval to permanently close Ryeford SS from 2017. ✓
- If approved, for the Minister to communicate this decision to Mr Pat Weir MP, Member for Condamine, Mr David Littleproud MP, Member for Maranoa, and Councillor Anne Glasheen, Toowoomba Regional Council (TRC). ✓

Key issues

1. Ryeford SS is situated within a farming community, 57 kilometres south-west of Toowoomba. The school's catchment is located within the TRC and the area is represented by the State member for Condamine. ✓
2. The 2015, Day eight enrolment count was four students. There were two enrolments at the school until the end of Term 3, 2015 (brothers) and these students relocated before the commencement of Term 4. ✓
3. There have been no enrolments at Ryeford SS since Term 4, 2015, with no student enrolments to date in 2016 and no future enrolments identified. ✓
4. On 13 March 2016, the Minister approved the temporary closure of Ryeford SS for 2016, and the proposed permanent closure of the school. ✓
5. A gazette notice was published in the *Government Gazette* No. 70, dated 22 April 2016, advising the community of the proposed permanent closure. ✓
6. In May 2016, the Regional Director, Darling Downs South West Region, commenced the community consultation process on behalf of the Minister. ✓
7. The Region developed a community consultation plan (**Attachment 1**) and the key features of the plan included the following actions: ✓
 - a notice in the *Clifton Courier* newspaper advising of a community meeting and inviting written submissions to the Region; ✓
 - notices in neighbouring schools' newsletters; ✓
 - a community meeting held at Clifton SS on 24 May 2016; ✓
 - letters to the State and Federal Members of Parliament, the TRC and other Government departments and agencies; and ✓
 - creation of a generic mailbox for written submissions. ✓

8. A community meeting was held at Clifton SS on 24 May 2016, with the following community members in attendance:
- Mr Graeme Lacey, Acting Assistant Regional Director, Mr John Mulcahy, Director, Regional Services, and Ms Sue Murdoch, Senior Finance Officer, Darling Downs South West Region;
 - a former parent who was also an office bearer on the Ryeford SS Parents and Citizens' (P&C) Association Executive Committee, which last operated at the end of Term 3, 2014;
 - three local bus proprietors;
 - Councillor Ms Anne Glasheen, representing TRC;
 - a representative from Translink; and
 - the proprietor and editor of the *Clifton Courier*.
9. Feedback received at this meeting included:
- the group could not identify any future enrolments at the school;
 - Councillor Glasheen could not identify any residential development or new industry which would impact on Ryeford SS;
 - the group considered that the age demographic in the Ryeford SS catchment has changed over time in that current land holders tended to be older, and recent sales in the area are often to retirees who are down sizing from larger properties in Western Queensland. Additionally, younger couples with children tend to purchase smaller and cheaper properties in the Back Plains SS catchment;
 - the Translink representative advised that currently two students travel by bus past Ryeford SS to attend Clifton SS. These families have elected to pay fares for the Ryeford-Clifton component of the trip. These students will receive fully subsidised daily travel should Ryeford SS permanently close;
 - a request that historical and/or heritage items from the school be retained within the Clifton locality and there be consultation in this regard once the Minister has made her decision;
 - a similar request that residual P&C funds be distributed to nearby schools and that cluster schools have priority when resources are relocated from the school; and
 - the group indicated that there is a community expectation that the Minister will approve the permanent closure of the school.
10. There was minimal interest from the community in the future viability of Ryeford SS, with only one former parent/community member in attendance at the community meeting. The other attendees at the meeting represented bus proprietors and regional personnel.
11. The Member for Condamine and Member for Maranoa were consulted at the commencement of the process, however no feedback was received.
12. Further contact was made by the Region with the Member for Condamine, to give another opportunity to provide feedback on the proposal. Mr Weir's office responded on his behalf that he supported the decision and understood the reasoning behind the closure. Mr Weir declined to make a formal comment (Attachment 2).
13. No other submissions were received through the generic inbox that was established.
14. Regional based catchment data for 2016 suggests there are six eligible students who live in catchment, but currently attend other State and non-state primary schools.

15. Catchment data from the Queensland Government Statistician's Office indicates there are currently 13 State school students residing in the Ryeford SS catchment. These students are attending the following schools:

- Back Plains SS — three students;
- Clifton SS — five students;
- Pittsworth SS — two students; and
- Wheatvale SS — three students.

16. Ryeford SS is in close proximity to two other state schools:

- Back Plains SS is nine kilometres north; and
- Clifton SS is 12 kilometres east of Ryeford.

17. Both adjacent schools are easily accessible by road and have sufficient capacity to accommodate new students.

Media Implications

18. While the local media has reported on the community consultation, there has not been any negative media coverage during the process.

Financial Implications

19. The yearly per student cost at Clifton SS is \$10,800. At Back Plains SS, the per student cost is \$7953. The annual operating costs at Ryeford SS sat at \$333,171. It is not cost effective, nor a judicious use of public funds, to keep a school open with no enrolments.

Legal Implications

20. Subsection 19(1) of the *Education (General Provisions) Act 2006* (EGPA) provides that there must be adequate community consultation following a gazettal notice regarding a proposed school closure.

21. Section 20 of the EGPA provides that a school closure must not happen earlier than six months after the gazette notice publication. The gazette notice was published in the *Government Gazette* No. 70, dated 22 April 2016, and it is proposed that the school is closed from 2017.

Background

22. Ryeford SS enrolments have been in steady decline in recent years as follows:

Year	Enrolments
2015	2
2014	6
2013	8
2012	12
2011	14
2010	12
2009	30
2008	36
2007	51

23. Ryeford SS has an enrolment capacity of 72 students. The school's buildings and grounds are in good condition and the co-located principal's house is in sound condition.

24. The school had offered a full curriculum and was able to access specialist resources through the Clifton cluster of schools.

Right to information

25. I am of the view that the contents or attachments contained in this brief **are not suitable** for publication.

Released under the RTI
by DET

Recommendation

That the Minister:

- **note** the outcomes of community consultation regarding the proposed closure of Ryeford State School, including the community expectation that the Minister will approve the permanent closure of the school;
- **approve** the closure of Ryeford State School from 2017;
- **note** that the site will be added to the register of proposed disposal sites; and
- **sign** the attached correspondence, communicating this decision to Mr Pat Weir MP, Member for Condamine, Mr David Littleproud MP, Member for Maranoa, and Councillor Ms Anne Glasheen, Toowoomba Regional Council.

NOTED

APPROVED / NOT APPROVED
ENDORSED / NOTED

MATT JUTSUM
Acting Chief of Staff
Office of the Hon Kate Jones MP
Minister for Education and
Minister for Tourism and Major Events

KATE JONES MP
Minister for Education and
Minister for Tourism and Major Events

Minister's comments

Action Officer John Mulcahy Director Regional Services Darling Downs South West Region Ph: 4616 3714	Endorses by Russell Simpson A/Regional Director Darling Downs South West Region Ph: 4661 3722 Mob: [Section 49 of the Date: 21/07/2016	Endorsed by: Grant Byrne A/Director Regional Operations Ph: 3034 4800 Mob: [Section 49 of the Date: 01/08/2016	Endorsed by: Louise Stolz Executive Director Infrastructure Services Ph: 3034 4626 Mob: [Section 49 of the Date: 01/08/2016	Endorsed by Kevin Mara Assistant Director- General Infrastructure Services Ph: 3034 4520 Mob: [Section 49 of the Date: 02/08/2016
Noted by Tom Jumpertz Executive Director Legal and Administrative Law Branch Ph: 3513 5850 Mob: [Section 49 of the Date: 05/10/2016	Endorsed by Jeff Hunt Deputy Director- General Corporate Services Ph: 3034 4771 Mob: [Section 49 of the Date: 29/09/2016	Endorsed by Patea Walton Deputy Director- General State Schools Ph: 3034 4762 Mob: Date: 12/10/2016	Endorsed by: Dr Jim Watterston Director-General Department of Education and Training Ph: 3034 4752 Mob: [Section 49 of the Date: 13/10/16	

**NOTIFICATION OF SCHOOL COUNCILS APPROVED UNDER THE
EDUCATION (GENERAL PROVISIONS) ACT 2006**

The following school council was established and approved on 20 April 2016 by the Principal, Burpengary State Secondary College (as delegate of the Chief Executive, Department of Education and Training to approve school councils) under the *Education (General Provisions) Act 2006* to take effect from the date of gazettal.

Burpengary State Secondary College School Council

**NOTIFICATION OF SCHOOL COUNCILS APPROVED UNDER THE
EDUCATION (GENERAL PROVISIONS) ACT 2006**

The following school council was established and approved on Tuesday 19th April, 2016 by the Principal, Springfield Central State School (as delegate of the Chief Executive, Department of Education and Training to approve school councils) under the *Education (General Provisions) Act 2006* to take effect from the date of gazettal.

Springfield Central School Council

Education (General Provisions) Act 2006

COMMUNITY CONSULTATION

Helens Hill State School has had declining enrolments over the past five (5) years and in 2016 the school has zero enrolments. Under s18 and s19 of the *Education (General Provisions) Act 2006*, there is a need to consider the school's future given that the school has no current and no known future enrolments.

Helens Hill State School, North Queensland Region

Contact details:
Regional Director, North Queensland Region
PO Box 5179
Townsville QLD 4810
Phone: (07) 4758 3222

email: nqcorrespondence@dete.qld.gov.au

Under s19 of the Act, community consultation will now commence and the local community is invited to make a submission regarding the proposed closure. Parties interested in making a submission should contact the relevant Regional Director at the above email for further information.

Kate Jones MP
Minister for Education and
Minister for Tourism and Major Events

Education (General Provisions) Act 2006

COMMUNITY CONSULTATION

Bambaroo State School has had declining enrolments over the past five (5) years and in 2016 the school has zero enrolments. Under s18 and s19 of the *Education (General Provisions) Act 2006*, there is a need to consider the school's future given that the school has no current and no known future enrolments.

Bambaroo State School, North Queensland Region

Contact details:
Regional Director, North Queensland Region
PO Box 5179
Townsville QLD 4810
Phone: (07) 4758 3222

email: nqcorrespondence@dete.qld.gov.au

Under s19 of the Act, community consultation will now commence and the local community is invited to make a submission regarding the proposed closure. Parties interested in making a submission should contact the relevant Regional Director at the above email for further information.

Kate Jones MP
Minister for Education and
Minister for Tourism and Major Events

Education (General Provisions) Act 2006

COMMUNITY CONSULTATION

Ryeford State School has had declining enrolments over the past five (5) years and in 2016 the school has zero enrolments. Under s18 and s19 of the *Education (General Provisions) Act 2006*, there is a need to consider the school's future given that the school has no current and no known future enrolments.

Ryeford State School, Darling Downs South West Region

Contact details:
Regional Director, Darling Downs South West Region
PO Box 38
Toowoomba QLD 4350
Phone: (07) 4616 3777

email: Enquiries.DDSW_TOOWOOMBA@dete.qld.gov.au

Under s19 of the Act, community consultation will now commence and the local community is invited to make a submission regarding the proposed closure. Parties interested in making a submission should contact the relevant Regional Director at the above email for further information.

Kate Jones MP
Minister for Education and
Minister for Tourism and Major Events

Released under the
Official Information
Act 2009

Consultation Plan Ryeford State School

9 May 2015

Background

Ryeford State School has had declining enrolments over the past five years and in 2016 the school has zero enrolments. Under s18 and s19 of the *Education (General Provisions) Act 2016*, there is a need to consider the school's future given that the school has no current and no know future enrolments. A notice was placed in the *Queensland Government Gazette No. 70, 22 April 2016*, indicating that communication consultation will commence regarding the possible closure of Ryeford State School.

Stakeholders

Ryeford State School has been temporarily closed since 25 January 2016 (refer TRIM No. 15/309085), there is currently no school staff working from the school or an operating P&C Association. Under normal circumstances, the Principal and P&C Association President would indicate stakeholders to be involved in the consultation processes. The Principal, while not working on-site, has been consulted regarding identified stakeholders.

Consultation with the general community could include the following stakeholders:

- Community members
- Past students and parents
- Elected representatives
- Department of Transport
- Regional Office Staff (Corporate Services, Leadership Team)

Consultation Activities

To provide stakeholder the opportunity to provide input, a range of consultation activities and schedule are identified below:

Consultation Activity	Date	Purpose of Activity
Generic email address provided for community submissions	Open until 3 June 2016	Provide opportunity for community members to provide feedback to Regional Director. Written submissions supporting the school's viability will be accepted in addition to the information collected at other consultation activities. The submissions will be included in the final consultation report.
Article placed in neighbouring schools' newsletter	Week 5-6 of school Term 11-20 May	To inform the community of the review process

Community Meeting – all community members welcome (Assistant Regional Director and Director – Regional Services to provide information)	Week 7 of school term 24 May 5:30-6:30pm Clifton State School Library	Provide an explanation of the review process and inform the community of processes involved in this consultation, including the consultation plan and how they can participate in the process. Opportunities for questions and initial feedback will be captured.
Advice provided to Local Member and Toowoomba Regional Council Mayor	11 May	Letter to provide information about consultation process and seek feedback.
Final community meeting	Not required	To inform and update the community on the progress of the Ryeford SS consultation process.
Consultation prepared and provided to Central Office for consideration	By 15 July	Findings of consultation process summarised and Ministerial Brief prepared.

Communication Options

Parties interested in making a submission should contact the Regional Director by emailing Enquiries.DDSW_TOOWOOMBA@dete.qld.gov.au. Postal submission can be made to:

Regional Director
Darling Downs South West Region
PO Box 38
TOOWOOMBA QLD 4350

Contact Details

Name	Phone	Email
John Mulcahy Director – Regional Services	46163722	john.mulcahy@dete.qld.gov.au
Russell Simpson Regional Director	46163722	Russell.simpson@dete.qld.gov.au

Briefing Note

The Honourable Kate Jones MP
Minister for Education and
Minister for Tourism and Major Events and the Commonwealth Games

Action required: For Approval

Action required by: 8 March 2017

Urgent – The Minister’s approval is required to permanently close Tannymorel State School effective from 21 April 2017.

SUBJECT: COMMUNITY CONSULTATION OUTCOMES REGARDING THE PROPOSED CLOSURE OF TANNYMOREL STATE SCHOOL (SS)

Summary of key objectives

- To provide the Minister with the outcomes of the community consultation process carried out in the Tannymorel community regarding the future of Tannymorel SS.
- To seek the Minister’s approval to permanently close Tannymorel SS from 21 April 2017.
- If approved, for the Minister to communicate this decision to Mr Lawrence Springborg MP, Member for Southern Downs, Mr David Littleproud MP, Member for Maranoa, and Councillor Tracy Dobie, Mayor Southern Downs Regional Council (SDRC).

Key issues

1. Tannymorel SS is situated within a farming community 114 kilometres south-east of Toowoomba. The school’s catchment is located within the SDRC and the area is represented by the State Member for Southern Downs.
2. As at February Census 2016, Tannymorel SS had two students enrolled in Year 6, with one of these students leaving the school towards the end of semester one 2016. The remaining Year 6 student completed his primary school studies at the end of 2016.
3. A gazette notice was published in the Queensland Government Gazette No.43 dated 21 October 2016, advising the community of the proposed permanent closure (**Ref: 16/484115**).
4. In November 2016 the Regional Director commenced the community consultation process on behalf of the Minister.
5. The Region developed a community consultation plan (**Ref: 17/35328**) and the key features of the plan included the following actions:
 - a notice in the *Warwick Daily News* newspaper advising of a community meeting and inviting written submissions to the Region;
 - notices in neighbouring schools’ newsletters;
 - a community meeting held at Tannymorel SS on 23 November 2016;
 - letters to the State and Federal Members of Parliament, the SDC and other Government departments and agencies; and
 - creation of a generic mailbox for written submissions.
6. A community meeting was held at Tannymorel SS on 23 November 2016 facilitated by Don Grobe, Assistant Regional Director and John Mulcahy, Director Regional Services Darling Downs South West (DDSW) region.

7. Lawrence Springborg MP and David Littleproud MP were both apologies for the meeting.
8. Among the 18 community members in attendance was Ms Jo McNally Deputy Mayor, Southern Downs Regional Council and Jeremy Sollars, Journalist with the Southern Free Times newspaper.
9. Feedback received at this meeting included:
 - the group could not identify any future enrolments;
 - Councillor McNally could not identify any residential development or any new industry which would impact on Tannymorel SS;
 - the group noted the ageing local population and the closure of the Killarney abattoir as significant in the decline in enrolments at Tannymorel SS;
 - two local churches in the small Tannymorel township have also closed in recent years;
 - the close proximity to other schools and parents' preference for their children to attend school in a larger setting was also noted;
 - similarly, parents were prepared to bypass Tannymorel SS as other schools were closer to their work locations;
 - a number of parents raised concerns about impact on bus runs and departmental staff referred their contact details to TransLink for investigation and response; and
 - the group indicated community expectation is that the Minister will approve the closure of Tannymorel SS, particularly as the school's viability was also examined in 2010 and enrolments have been in steady decline since then.
10. Mr Springborg wrote to the Regional Director on 2 December 2016, advising of his support of the closure following proper and full community consultation (Ref: 17/35196)
11. The federal member for Maranoa has not provided a formal submission but requested a summary of the outcomes of the community meeting.
12. On 1 December 2016, the Mayor of the Southern Downs Regional Council wrote to the Regional Director (Ref: 17/35195), noting the decrease in enrolments since 2008, the impact of the close proximity of other schools and the changing demographics of the region. Council also indicated a preference for the school to be mothballed rather than closed. If closure was approved, Council indicated that the following be considered:
 - consultation occur to ensure that resources from the school are utilised by neighbouring schools;
 - TransLink support a transition for students who travel to neighbouring schools; and
 - the Department to facilitate a function for past students and community members as a part of the closure.
13. While mothballing a school is no longer an option within existing policy, the region acknowledges that Council's other requests are routinely adopted following a school closure.
14. No other submissions were received through the generic mail box that was established for feedback.
15. Following the community meeting, TransLink conducted an analysis of the impact on bus runs should Tannymorel SS close. On 9 January 2017, TransLink advised that their analysis indicated that, should the school close, there would not be any changes to existing bus runs in the area and that three local students (currently paying bus fares to attend Killarney SS) would now become eligible for fare subsidy to attend Killarney SS (Ref: 17/35156).

16. Regional catchment data for 2016 suggests that there are 31 eligible students who live in catchment, but currently attend other state schools with 26 of these students attending Killarney and Yangan State Schools.
17. Tannymorel SS is in close proximity to three other state schools:
- Killarney P-10 SS, nine kilometres south east;
 - Yangan SS, 14 kilometres north; and
 - Murray's Bridge SS, 14.5 kilometres east.
18. These adjacent schools are easily accessible by road and have sufficient capacity to accommodate new students.
19. The Principal of Tannymorel SS had received one enrolment enquiry for 2017. John Mulcahy, Director Regional Services DDSW Region had contacted this parent and advised of the consultation process and the referral of the consultation outcome to the Minister.
20. Subsequently, two siblings (Prep and year one) from within catchment, enrolled at Tannymorel SS on the first school day of 2017. The year one student was enrolled in Prep at Warwick Central SS in 2016. The parent understands that the Minister is considering the outcomes of community consultation and accepts that the school may close during 2017. The parent acknowledges that she may have to enrol the children elsewhere if the school closes. Should the school close, the region will support the transition of these students as well as provide financial support as outlined in the school closure policy.
21. The Warwick Patrol Group of the Queensland Police Service has expressed an interest in securing the Tannymorel SS site as an occasional training facility should the school close.

Media Implications

22. While the local media has reported on the community consultation, there has not been any negative coverage during the process.

Financial Implications

23. The yearly per student cost at the below schools is as follows:

- Yangan SS - \$10,575
- Killarney SS - \$15,510
- Murray's Bridge SS - \$17,895

24. The annual operating costs at Tannymorel SS is \$291,274. It is not cost effective, nor a judicious use of public funds, to keep a school open with no or low enrolments when there are viable schooling options in close proximity.

Legal Implications

25. Subsection 19(1) of the *Education (General Provisions) Act 2006* (EGPA) provides that there must be adequate community consultation following a gazettal notice regarding a proposed school closure.
26. Section 20 of the EGPA provides that a school closure must not happen earlier than six months after the gazette notice publication. The gazette notice was published in the *Government Gazette* No. 43, dated 21 October 2016, and it is proposed that the school is closed from 21 April 2017.

Aboriginal and Torres Strait Islander Impacts

28. There are no impacts identified

Background

29. Enrolments have been in steady decline in recent years as follows:

Year	Enrolments
2016	1
2015	4
2014	8
2013	10
2012	11
2011	12
2010	13
2009	19
2008	18

30. Tannymorel SS has an enrolment capacity of 24 students. The school's buildings and grounds are in good condition and the co-located principal's residence is in fair condition.

31. The school has offered a full curriculum and was able to access specialist resources through the Southern Downs cluster of schools.

32. The school's Parents and Citizens' Association disbanded in 2009.

Right to information

33. I am of the view that the contents or attachments contained in this brief **are not suitable** for publication.

Recommendation

That the Minister:

- **note** the outcomes of community consultation regarding the proposed closure of Tannymorel State School, and the community expectation that the Minister will approve the permanent closure of the school;
- **approve** the closure of Tannymorel State School from 21 April 2017; and
- **sign** the attached correspondence, communicating this decision to Mr Lawrence Springborg MP, Member for Southern Downs, Mr David Littleproud MP, Member for Maranoa and Councillor Tracy Dobie, Mayor, Southern Downs Regional Council.

NOTED

APPROVED/NOT APPROVED
ENDORSED/NOTED

MATTHEW JUTSUM
Acting Chief of Staff
Office of the Hon Kate Jones MP
Minister for Education and
Minister for Tourism and Major Events and
the Commonwealth Games

KATE JONES MP
Minister for Education and
Minister for Tourism and Major Events and
the Commonwealth Games

/ /

Minister's comments

Action Officer John Mulcahy Director DDSW Region Ph:4616 3714	Endorsed by: Leanne Wright Regional Director Darling Downs South West Region Ph: 07 4616 3722 Date:	Endorsed by: Graham Dredge Executive Director Infrastructure Operations Ph:3034 4871 Mob: Section 49 of t Date: 17/02/2017	Endorsed by: Kevin Mara Assistant Director-General Infrastructure Services Ph: 3034 4520 Mob: Section 49 of the Date:
Endorsed by: Patrea Walton Deputy Director-General State Schools Ph: 3034 44762 Mob: Date:	Endorsed by Jeff Hunt Deputy Director-General Corporate Services Ph: 3034 4771 Mob: Section 49 of the Date:	Endorsed by Jim Watterston Director-General Ph: 3034 4752 Mob: Date:	

Briefing Note

The Honourable Kate Jones MP
Minister for Education and
Minister for Tourism and Major Events

Action required: For Approval

Action required by: 16 December 2016

Urgent – The Minister's approval is required to permanently close Bambaroo State School from 2017.

SUBJECT: COMMUNITY CONSULTATION OUTCOMES REGARDING THE PROPOSED CLOSURE OF BAMBAROO STATE SCHOOL

Summary of key objectives

- To provide the Minister with the outcomes of the community consultation process carried out in the Bambaroo community regarding the future of Bambaroo State School (SS).
- To seek the Minister's approval to permanently close Bambaroo SS from 2017.

Key issues

1. In Term 4, 2015 the total enrolment number at Bambaroo SS was two students.
2. At the commencement of the 2016 school year, one new student enrolled in Prep, one student moved on to high school (Year 7) and one student transferred enrolment to Toobanna SS.
3. On 24 February 2016, the parent of the Prep student advised the Assistant Regional Director, North Queensland Region, her child's enrolment in Prep would be transferred to Ingham SS effective 29 February 2016.
4. Consequently, Bambaroo SS had no enrolments as of 29 February 2016. In addition, no enrolments are forecast.
5. As the school had no enrolments for the remainder of the 2016 school year, staff were relocated to other schools.
6. On 13 March 2016, the Minister approved the temporary closure of Bambaroo SS for 2016 and the proposed permanent closure of the school (**Attachment 1**).
7. A gazette notice was published in Queensland Government Gazette No. 70 dated 22 April 2016, advising the community of the proposed permanent closure (**Attachment 2**).
8. In May 2016, the Regional Director, North Queensland Region, commenced the community consultation process on behalf of the Minister.
9. The Region's community consultation plan included the following actions:
 - a letter sent to Bambaroo SS staff and local families with primary and pre-primary school age children advising of the proposed school closure, community consultation public meeting and inviting them to make a written submission to the Region;
 - letters to the Member for Hinchinbrook and Mayor of Hinchinbrook Shire Council;
 - a notice in the *Herbert River Express* and *Townsville Bulletin* newspapers advising of a public meeting and inviting written submissions to the Region; and
 - a public meeting held at Bambaroo SS on 25 August 2016.

10. The public meeting held at Bambaroo SS had the following participants in attendance:

- Mrs Sharon Schimming, Regional Director; Mrs Lesley Pecchiar, Assistant Regional Director; Mr Philip Strom, Regional Infrastructure Manager; Mrs Bronwyn Collett, Acting Project Officer Regional Services; and Mrs Neradeene McKendry, Regional Finance Manager;
- Section 49 of the RTI Act - contrary to public interest — Bambaroo SS staff prior to temporary closure (Administrative Officer and Cleaner, respectively);
- Section 49 of the RTI Act — Secretary, Herbert River Canegrowers Ingham Line Branch; —
- Section 49 of the RTI Act - cont — Principal, Raine & Horne Ingham;
- Mr David Rowe — Artist of Bambaroo SS Mahogany Glider mural; —
- Section 49 of the RTI Act and Section 49 of the RTI Act - cont — Section 49 of the RTI Act is from the Herbert River Gun Club and Section 49 of the RTI Act is a local Councillor —
- Section 49 of the RTI Act attended the meeting as a community member, not in her role as Councillor; and
- When Section 49 of the RTI Act contacted the Regional Office to advise of his intention to attend the meeting, he queried the future of the school's Multi-Purpose Shelter/Shed and indicated the Herbert River Gun Club could be interested in this facility, if it became available. However, he did not raise this item again when he attended the public meeting.
- nine other local community members

11. Feedback received at this meeting included:

- concerns about the future of the school site and its possible deterioration if the school is to permanently close;
- concerns about security issues at the school if the electricity is turned off;
- the local community considers the school as its 'hub' for keeping in touch with what is going on within the community;
- interest in the future use of the school as a community centre for local meetings, events and sporting activities such as tennis;
- disappointment that at the beginning of 2016 when the school was being packed up for temporary closure, the time capsules were retrieved and opened without the community being notified. ||
- The contents of two capsules had disintegrated due to the capsules being inundated with water. The third remaining capsule was intact and packed away with the other school contents; and
- the school site does not flood in wet weather. During floods it is used as a landing site for helicopters.

12. Requests by community members, if the decision is to permanently close the school, include:

- a) Can the electricity supply to the school continue so the school security system remains armed? A neighbouring couple voiced concern if there is no electricity supply to the school, security issues could arise with break-ins or unknown people wandering around the school grounds.

Region's recommendation: Electrical supply to the school to remain while furniture and resources are still located within the two classroom buildings. It is highly likely the double space classroom/administration modular will be relocated off-site. When this building is removed, it is anticipated power would be disconnected from the school.

- b) Can the school be used for community meetings and events, for example: Canegrowers Herbert River meetings?

Response provided by Region: this could be possible while management of the school site remains the responsibility of the Department of Education and Training (DET).

Region's recommendation: Should a decision be made to retain the site following the school closure, the preference is for the facility be leased to the Hinchinbrook Shire Council to be used as a neighbourhood centre. The day-to-day management of this site would then rest with the local council. Negotiations would need to take place with the Council and Infrastructure Services Branch before a final decision is made about the future management of this site.

- c) The mural completed in 2004 by Artist Mr David Rowe, together with Bambaroo SS students for the school's project in promoting the preservation of the Mahogany Glider habitat, to be relocated to another local state school. The suggested schools for the mural to be relocated to are Toobanna SS and Ingham SS.

Region's recommendation: The Region supports this request and recommends for the mural to be relocated to Toobanna SS, which is the nearest open school to Bambaroo SS.

- d) A plaque to be attached to the mural stating where the mural came from, who painted it, the year painted and name of project, for example: 'Bambaroo SS project promoting the preservation of the Mahogany Glider habitat — RADF Grant — painted by Mr Rowe and students of Bambaroo SS, 2004'.

Region's recommendation: The Region supports this request.

- e) The remaining funds in the Parents and Citizens' Association accounts to be dispersed equally between Ingham SS and Ingham State High School, where most students have moved to in recent years.

Region's recommendation: The Region supports this request.

- f) What would be the future of historical memorabilia items, for example: Honour Boards, school bell, school flag. Can they be relocated to another local site such as the Rural Fire Brigade Shed, which is located next to the school site?

Region's recommendation: The Region supports the relocation of identified historical memorabilia to the Rural Fire Brigade Shed, provided the local Rural Fire Brigade agrees to this proposal.

- g) If the exercise gym equipment the school received through a community grant is not relocated to another school, can the local community be contacted and offered the equipment? It was suggested the equipment could be relocated to the Rural Fire Brigade Shed for use by its members.

Region's recommendation: If the gym equipment is unable to be relocated to another local school, due to the costs involved in its removal and recertification, the Regional Director could approve the disposal of the equipment to another recipient, in accordance with policy *Retirement (Disposal and Write-Off)*. To give an example of a recipient, the adjacent Rural Fire Brigade Shed may like this equipment for use by its members.

DET would need to ensure the recipient is fully aware the equipment is taken in an 'as is' condition and DET does not warrant it is fit or suitable for its intended purpose. Furthermore, the cost of removal would be at the recipient's expense and any recertification of the equipment must also be carried out by the recipient.

- h) Discussion took place during the meeting about the community hosting an event and BBQ at the school as a farewell and as an opportunity to open the remaining time capsule. The Regional Director agreed to the event being held on the school site and local community members were responsible for organising and hosting the event. Past school staff, students and local community members were invited to attend the event which was held on 1 October 2016.
13. While the community members in attendance appeared to accept the school would close due to no student enrolments, they were keen to explore other options that could be considered for the site to remain available for community use:
- A suggestion by one of the community attendees was to form a Progress Association and a discussion followed about the possibility of the Rural Fire Brigade, Canegrowers Herbert River and local community members working together to advocate for the school to remain available for community use.
 - The Regional Infrastructure Manager advised that once all appropriate steps had been followed in regard to the future of the site, and if the site is retained by DET, then an option for the Council to lease and manage the site may be considered.
14. The Regional Director met separately with Mr Cripps and Mr Jayo prior to the public meetings. Mr Cripps and Mr Jayo did not indicate during these meetings any strong opposition to the possible closure. Both Mr Cripps and Mr Jayo were invited to the public meeting; however, they did not attend (non-attendance apologies were received from Mr Jayo's office).
15. Following community notification of the proposed permanent closure and consultation, email correspondence was received from community members raising queries about the future of school resources and staff. These queries have been responded to by the Regional Office.
16. Reef Guardian Schools contacted the Regional Office requesting they be informed of the school's future so they can retrieve their sign from Bambaroo SS, if the school is to close permanently.
17. No formal submissions relating to the proposed closure have been received by the Regional Office since the notification of the proposed closure or since the community BBQ event held on 1 October 2016.
18. 2016 resident student data provided by the Queensland Government Statistician's Office outlined there are nine eligible students who live in catchment that currently attend other state and non-state primary schools.
19. Bambaroo SS is in close proximity to two other state schools:

Cripps
did not
attend
OR SEND
Apology

- Toobanna SS is 21 kilometres north with a utilisation of 25%; and
- Helens Hill SS is 14 kilometres north, however, this school is also currently subject to a proposed permanent closure and community consultation process.

20. The next nearest schools to Bambaroo SS are:

- Ingham SS which is 28 kilometres north with a utilisation of 70%; and
- Mutarnee SS which is 15 kilometres south with a utilisation of 31%.

21. All schools listed above are easily accessible by road and have sufficient capacity to accommodate new students.

Media Implications

22. While the community consultation and proposed permanent closure has been advertised, there has not been any negative media coverage during the process.

Financial Implications

23. For 2015, the yearly per student cost at Bambaroo SS was \$29,420.

24. It is not cost effective, nor a judicious use of public funds, to keep a school open with no enrolments.

25. 2016 costs related to Bambaroo SS are outlined in Attachment 3.

Legal Implications

26. Subsection 19(1) of the *Education (General Provisions) Act 2006* (EGPA) provides there must be adequate community consultation following a gazettal notice regarding a proposed school closure.

27. Section 20 of the EGPA provides that a school closure must not happen earlier than six months after the gazette notice publication.

Background

28. Enrolments at Bambaroo SS have fluctuated over the years and most recently there has been a steady decline:

Year	Enrolments (All student count)
2016	0
2015	2
2014	6
2013	8
2012	6
2011	10
2010	14
2009	14
2008	16
2007	17

29. Bambaroo SS has an enrolment capacity of 72 students. The school's buildings and grounds are in good condition and the co-located principal's house is in sound condition.

30. The school had offered a full curriculum and was able to access specialist resources through the Ingham cluster of schools.

Right to information

31. I am of the view that the contents or attachments contained in this brief are **not suitable** for publication.

Recommendation

That the Minister:

- **note** the outcomes of community consultation regarding the proposed closure of Bambaroo State School (SS);
- **approve** the permanent closure of Bambaroo SS from 2017; and
- **note** the correspondence communicating this decision to Mr Andrew Cripps MP, Member for Hinchinbrook, and Mayor Ramon Jayo, Hinchinbrook Shire Council, along with the Minister's decision regarding Helens Hill SS, is attached to the Helens Hill SS brief.

NOTED

APPROVED/NOT APPROVED
ENDORSED/NOTED

[Signature]
MATTHEW JUTSUM
 Acting Chief of Staff
 Office of the Hon Kate Jones MP
 Minister for Education and
 Minister for Tourism and Major Events

[Signature]
KATE JONES MP
 Minister for Education and
 Minister for Tourism and Major Events

Minister's comments

Action Officer Bronwyn Collett Project Officer North Queensland Region Ph: 4758 3350	Endorsed by: Sharon Schimming Regional Director North Queensland Region Ph: 47583313 Mob: [Section 49 of the Date: 28/10/2016	Endorsed by: Graham Dredge Executive Director Infrastructure Operations Tel: 3034 4871 M: [Section 49 of the Date: 09/11/2016	Endorsed by: Tom Jumpertz Executive Director Legal and Administrative Law Branch Tel: 3513 5850 M: [Section 49 of the Date: 11/11/2016
Endorsed by: Kevin Mara Assistant Director-General Infrastructure Services Tel: 3034 4520 M: [Section 49 of th Date: 15/11/2016	Endorsed by: Jeff Hunt Deputy Director-General Corporate Services Tel: 3034 4771 M: [Section 49 of th Date: 01/12/2016	Noted by: Patrea Walton Deputy Director-General State Schools Tel: 3034 4760 M: Date: 05/12/2016	Endorsed by: Jim Watterston Director General Department of Education and Training Tel: 3034 4752 M: Date: 6/12/16

Briefing Note

The Honourable Kate Jones MP
Minister for Education and
Minister for Tourism and Major Events

Action required: For Approval

Action required by:

Urgent – To approve the temporary closure of Bambaroo State School for 2016 to support the consultation process for the proposed permanent closure of the school.

SUBJECT: VIABILITY OF BAMBAROO STATE SCHOOL

Summary of key objectives

- To inform the Minister that Bambaroo State School (SS) will have no student enrolments as of Monday, 29 February 2016, and there are no forecast enrolments.
- To seek the Minister's approval for the temporary closure of the school for the remainder of 2016 given the school has no enrolments.
- To obtain the Minister's approval for:
 - the gazettal of the proposed permanent closure of the school; and
 - to initiate a consultation process on behalf of the Minister to be led by the North Queensland Regional Director regarding the proposed school closure.

Key issues

1. In Term 4, 2015 the total enrolment number at Bambaroo SS was two students.
2. At the commencement of the 2016 school year, one new student enrolled in Prep, one student moved on to high school (Year 7) and one student transferred enrolment to Toobanna SS.
3. On 24 February 2016, the parent of the Prep student advised the Assistant Regional Director, North Queensland Region, that her child's enrolment in Prep would be transferred to Ingham SS effective Monday, 29 February 2016.
4. Consequently, Bambaroo SS will have no enrolments as of Monday, 29 February 2016. In addition, no enrolments are forecast.
5. As the school has no enrolments for the remainder of the 2016 school year, staff will be relocated to other schools in the near future.
6. A timeframe for the proposed temporary closure period, namely 12 months, will be publicly announced to the community.
7. Before the end of the 12 month period, the Department of Education and Training will review the temporary closure of the school by assessing any demand that has arisen in the intervening period and consult with the local community.

Temporary closure

8. Under the *Education (General Provisions) Act 2006* (the Act), a temporary closure of a school does not require gazettal.
9. However, without formal closure of the school in accordance with the Act, if a student sought to enrol, there would be a legal obligation to enrol the student and re-open the school.

18. Mutarnee SS and Toobanna SS will have capacity to accommodate any future Bambaroo enrolments that may arise in the temporary closure period, although none have been identified at this time.

Media Implications

19. Community consultation and school closure processes may generate media interest.
20. Similarly, negative media attention is also possible if the school is kept open without enrolments.

Financial Implications

21. It would not be cost effective for the Department to maintain an open school with no enrolments.

Legal Implications

22. As a temporary closure is only for a set period of time, it is different from a permanent closure and there is no requirement under s18 of the Act for a Ministerial decision or to gazette the closure.
23. A proposed permanent closure requires the proposed closure to be gazetted.
24. A permanent closure cannot take effect (i) unless community consultation has occurred post gazettal of the notice of intended closure; and (ii) no sooner than six months from the date of publication of the gazettal.

Background

25. Bambaroo SS is situated alongside the Bruce Highway in a rural cane farming district, approximately 27 kilometres south of Ingham and 85 kilometres north of Townsville.
26. Enrolments have been in steady decline in recent years as follows (from August 2015 census):

Year	Enrolments
2015	
2014	6
2013	8
2012	6
2011	10

27. The school currently has a Full Time Equivalent (FTE) teaching allocation of 1.32 (including a specialist teacher allocation 0.02 FTE); 12 hours per week teacher-aid allocation and 0.24 FTE (8.7 hours per week) Administration Officer.

Right to information

28. I am of the view that the contents or attachments contained in this brief **are not suitable** for publication.

10. Given that the school has no enrolments and that there is not likely to be demand for primary schooling at Bambaroo, the Minister's approval is sought to temporarily close the school for the remainder of 2016.

11. As part of the temporary closure, the Department will:

- give public notice of the temporary closure period to the local community and at the school itself;
- provide departmental contact information to families that wish to enquire about enrolment at the end of the temporary closure period;
- maintain the school website and public listings with added information about the school's status and review date;
- forward the school's telephone to voicemail, which will provide information regarding the temporary closure and contact details for regional staff;
- temporarily relocate class resources to ensure they are not destroyed by vermin during the closure period; and
- maintain the school grounds through the engagement of a contractor.

Permanent closure

12. Given that the school has no enrolments and sustainable enrolments are not likely in the foreseeable future, it is proposed that the Minister approve:

- the gazettal of the school for permanent closure (draft at **Attachment 1**); and
- that the Regional Director conduct a community consultation process about the proposed permanent closure.

13. Post gazettal, the process for making a closure decision involves:

- advising the community;
- community consultation;
- a decision to be made by the Minister considering the information arising from the consultation; and
- under the Act, a school closure cannot take effect until six months after the gazettal of the proposed closure.

14. On the Minister's behalf, the Regional Director is responsible for leading the community consultation regarding the proposed permanent closure. As no two school communities are the same, the consultation method/s for each school will be determined at the Regional level on a case-by-case basis. There is no set timeframe for the community consultation to occur.

15. Following the community consultation, the Regional Director will provide a report on the outcome and this will form the basis of a recommendation through the Director-General to the Minister.

16. Bambaroo SS is in close proximity to three other state schools:

- Mutarnee SS is 14.7 kilometres south with a utilisation of 31%;
- Toobanna SS is 20.4 kilometres north with a utilisation of 16%; and
- Helens Hill SS is 13.7 kilometres north with a utilisation of 0%.

17. It is important to note that there are no students currently enrolled at Helens Hill SS. A Ministerial Briefing Note regarding the viability of Helens Hill SS is currently in progression to the Minister for consideration and approval (TRIM Ref: 16/35598).

Recommendation

That the Minister:

- **note** Bambaroo SS has no enrolments as of Monday, 29 February, 2016, with no enrolments forecast into 2016;
- **approve** the temporary cessation of education service delivery at Bambaroo SS for the remainder of 2016;
- **approve** the publication of a notice of proposed permanent closure of Bambaroo SS in the Government Gazette as required under s18 of the *Education General Provisions Act (Attachment 1)* given the school has zero enrolments; and
- **note** that, if approved, the Region will initiate a community consultation process following the gazettal of the proposed permanent closure of Bambaroo SS and will provide a report to the Minister, through the Director-General.

NOTED


DON WILSON
 Senior Policy Advisor
 Office of the Hon Kate Jones MP
 Minister for Education
 Minister for Tourism and Major Events

8.3.16

Minister's comments

APPROVED/NOT APPROVED
 ENDORSED/NOTED


KATE JONES MP
 Minister for Education
 Minister for Tourism and Major Events

13.3.16

Action Officer
 Kristy Boyd
 A/Principal Planning Officer
 Infrastructure Services Branch
 Tel: 3034 4629

Endorsed by:
 Sharon Schimming
 Regional Director
 North Queensland Region
 Tel: 4758 3305
 Date: 08/03/2016

Endorsed by:
 Louise Stolz
 Executive Director
 Infrastructure Operations
 Tel: 3034 4626
 M: Section 49 of t
 Date: 02/03/2016

Endorsed by:
 Dave Baxter
 Executive Director
 Infrastructure Planning and
 Delivery
 Tel: 3034 4836
 M: Section 49 of t
 Date: 04/03/2016

Endorsed by:
 Kevin Mara
 Assistant Director-General
 Infrastructure Services
 Tel: 3034 4520
 M: Section 49 of t
 Date: 04/03/2016

Endorsed by:
 Jeff Hunt
 Deputy Director-General
 Corporate Services
 Tel: 3034 4771
 M: Section 49 of t
 Date: 08 / 03 / 2016

Noted by:
 Brendan Keane
 A/Director
 ODDG State Schools
 Tel: 3034 4760
 M:
 Date: 08 / 03 / 2016

Endorsed by:
 Dr Jim Watterston
 Director-General
 Tel: 3034 4752
 M: Section 49 of t
 Date: 6.3.16

DRAFT GAZETTAL NOTICE

PROPOSED SCHOOL CLOSURE NOTICE

Given the following school has zero enrolments, under s.18 of the Education General Provisions Act (2006), the school is proposed for closure:

Bambaroo State School, North Queensland Region

Contact details:

Regional Director, North Queensland Region

PO Box 5179

Townsville QLD 4810

Phone: (07) 4758 3222

email: nqcorrespondence@dete.qld.gov.au

Community consultation regarding this proposal will now commence. Members of the school community are invited to make a submission regarding the proposed closure or to contact the relevant Regional Director for further information.

Kate Jones MP
Minister for Education and
Minister for Tourism and Major Events

Released under the RTI
by DET

**NOTIFICATION OF SCHOOL COUNCILS APPROVED UNDER THE
EDUCATION (GENERAL PROVISIONS) ACT 2006**

The following school council was established and approved on 20 April 2016 by the Principal, Burpengary State Secondary College (as delegate of the Chief Executive, Department of Education and Training to approve school councils) under the *Education (General Provisions) Act 2006* to take effect from the date of gazettal.

Burpengary State Secondary College School Council

**NOTIFICATION OF SCHOOL COUNCILS APPROVED UNDER THE
EDUCATION (GENERAL PROVISIONS) ACT 2006**

The following school council was established and approved on Tuesday 19th April, 2016 by the Principal, Springfield Central State School (as delegate of the Chief Executive, Department of Education and Training to approve school councils) under the *Education (General Provisions) Act 2006* to take effect from the date of gazettal.

Springfield Central School Council

Education (General Provisions) Act 2006

COMMUNITY CONSULTATION

Helens Hill State School has had declining enrolments over the past five (5) years and in 2016 the school has zero enrolments. Under s18 and s19 of the *Education (General Provisions) Act 2006*, there is a need to consider the school's future given that the school has no current and no known future enrolments.

Helens Hill State School, North Queensland Region

Contact details:

Regional Director, North Queensland Region
PO Box 5179
Townsville QLD 4810
Phone: (07) 4758 3222

email: nqcorrespondence@dete.qld.gov.au

Under s19 of the Act, community consultation will now commence and the local community is invited to make a submission regarding the proposed closure. Parties interested in making a submission should contact the relevant Regional Director at the above email for further information.

Kate Jones MP
Minister for Education and
Minister for Tourism and Major Events

Education (General Provisions) Act 2006

COMMUNITY CONSULTATION

Bambaroo State School has had declining enrolments over the past five (5) years and in 2016 the school has zero enrolments. Under s18 and s19 of the *Education (General Provisions) Act 2006*, there is a need to consider the school's future given that the school has no current and no known future enrolments.

Bambaroo State School, North Queensland Region

Contact details:

Regional Director, North Queensland Region
PO Box 5179
Townsville QLD 4810
Phone: (07) 4758 3222

email: nqcorrespondence@dete.qld.gov.au

Under s19 of the Act, community consultation will now commence and the local community is invited to make a submission regarding the proposed closure. Parties interested in making a submission should contact the relevant Regional Director at the above email for further information.

Kate Jones MP
Minister for Education and
Minister for Tourism and Major Events

Education (General Provisions) Act 2006

COMMUNITY CONSULTATION

Ryeford State School has had declining enrolments over the past five (5) years and in 2016 the school has zero enrolments. Under s18 and s19 of the *Education (General Provisions) Act 2006*, there is a need to consider the school's future given that the school has no current and no known future enrolments.

Ryeford State School, Darling Downs South West Region

Contact details:

Regional Director, Darling Downs South West Region
PO Box 38
Toowoomba QLD 4350
Phone: (07) 4616 3771

email: Enquiries.DDSW_TOOWOOMBA@dete.qld.gov.au

Under s19 of the Act, community consultation will now commence and the local community is invited to make a submission regarding the proposed closure. Parties interested in making a submission should contact the relevant Regional Director at the above email for further information.

Kate Jones MP
Minister for Education and
Minister for Tourism and Major Events

2016 Calendar year

Cost Elements	Act. Costs	Enrolments	\$ per student
410013 Sales of Goods Othe	139.57-		
415066 Sale of Serv - Othe	252.02-		
420000 Interest Received	1,121.29-		
460008 Contr Qld Govt Rec	62,669.28-	2.00	-\$ 31,334.64
470003 General Recoveries	50.00		
510014 WagesTemp Staff	10,137.91		
510026 Wages - Casual	152.62		
510032 S&W Teachers Casual	6,294.04		
510034 S&W TeachAide Temp	5,307.10		
510035 S&W Teachers Casual	8,021.16		
510037 Wages Cleaner Casua	134.40		
510051 S&W JanitorGrdCasua	168.01		
520504 Train/Devt Train Ex	920.05		
524000 Electricity & Gas	2,973.43		
524004 Property Cleaning	337.09		
524013 Prop San Pest Contr	303.67		
524017 Prop Waste Disposal	1,405.32		
524025 Property R&M ex AMP	5,833.78		
525000 MV Fuel Oil etc	59.20		
528006 Computer Consumable	22.64		
528012 Annual Licence Fees	385.00		
529003 PhoneMobileFax-Chrg	1,102.08		
530002 Bank Charges	1.00		
530013 Freight&CourierCost	50.00		
530024 Photocopying Charge	1,026.83		
530026 Postage	699.05		
530033 Printing External	397.27		
530035 Stores & Stationery	1,075.68		
530036 Paper and Card	289.55		
530146 Book/Publ/Subscrip	1,083.61		
530194 SchoolAppn-Capital	2,506.09		
530227 Student Related Exp	318.34		
530239 Course Supplies	2,094.36		
530304 P&E <\$5000	2,405.71		
537005 Advertising - Other	296.95		
537255 Plant & Equip <\$500	403.63		
* Debit	7,326.59-		

Released Under the RTI
DET

2015 Calendar year

Cost Elements	Act. Costs	Enrolments	\$ per student
410013 Sales of Goods Othe	1.46		
415066 Sale of Serv - Othe	1,245.46-		
420000 Interest Received	1,461.86-		
460004 Contrb Community Re	1,100.00-		
460008 Contr Qld Govt Rec	58,839.79-	2	-\$29,419.90
461500 Gifts&Don - Cash	1,134.00-		
510014 WagesTemp Staff	7,625.78		
510026 Wages - Casual	862.47		
510032 S&W Teachers Casual	9,614.56		
510034 S&W TeachAide Temp	2,197.66		
510035 S&W Teachers Casual	11,058.42		
520504 Train/Devt Train Ex	1,995.76		
524000 Electricity & Gas	4,940.06		
524004 Property Cleaning	767.68		
524013 Prop San Pest Contr	498.00		
524017 Prop Waste Disposal	1,040.95		
524025 Property R&M ex AMP	6,540.92		
524029 Property R&M (AMP)	141.00		
526005 Travel Accom/MealEx	951.24		
526020 Dom Travel Airfares	687.91		
528006 Computer Consumable	72.73		
528012 Annual Licence Fees	350.00		
528016 Comp Software Exp	27.23		
529003 PhoneMobileFax-Chrg	819.15		
530002 Bank Charges	4.20		
530008 Entertainment-No FB	858.70		
530011 Light Meals-NoFBT	36.26		
530024 Photocopying Charge	1,008.42		
530026 Postage	41.82		
530030 Ad Display Promotio	77.65		
530033 Printing External	288.05		
530035 Stores & Stationery	1,217.44		
530043 Textbooks	460.99		
530101 Administration Fee	307.45		
530122 P&E Maintenance	68.77		
530134 W'place Health Safe	500.50		
530146 Book/Publn/Subscrip	1,121.27		
530194 SchoolAppn-Capital	2,427.27		
530227 Student Related Exp	606.48		
530239 Course Supplies	6,105.45		
530304 P&E <\$5000	3,973.46		
537255 Plant & Equip <\$500	851.09-		
* Debit	4,664.96		

Briefing Note

The Honourable Kate Jones MP
Minister for Education and
Minister for Tourism and Major Events

Action required: For Approval

Action required by: 16 December 2016

Urgent – The Minister's approval is required to permanently close Helens Hill State School from 2017.

SUBJECT: COMMUNITY CONSULTATION OUTCOMES REGARDING THE PROPOSED CLOSURE OF HELENS HILL STATE SCHOOL

Summary of key objectives

- To provide the Minister with the outcomes of the community consultation process carried out in the Helens Hill community regarding the future of Helens Hill State School (SS).
- To seek the Minister's approval to permanently close Helens Hill SS from 2017.
- To seek the Minister's signature to communicate this decision to Mr Andrew Cripps MP, Member for Hinchinbrook, and Mayor Ramon Jayo, Hinchinbrook Shire Council, if approved (**Attachments 1 and 2**).

Key issues

1. Helens Hill SS is situated alongside the Bruce Highway in a rural cane farming district, approximately 13 kilometres south of Ingham and 100 kilometres north of Townsville. The school's catchment is located within the Hinchinbrook Shire Council and the area is represented by the State Member for Hinchinbrook.
2. In Term 4, 2015 the total enrolment number at Helens Hill SS was five students.
3. At the commencement of the 2016 school year, three students moved on to high school (Year 7) and two students enrolled at Ingham SS.
4. Consequently, Helens Hill SS had no enrolments for the commencement of Term 1, 2016. In addition, no enrolments are forecast.
5. As the school had no enrolments for the commencement of the 2016 school year, staff were relocated to other schools.
6. On 16 March 2016, the Minister approved the temporary closure of Helens Hill SS for 2016 and the proposed permanent closure of the school. ✓
7. A gazette notice was published in Queensland Government Gazette No. 70 dated 22 April 2016, advising the community of the proposed permanent closure (**Attachment 3**).
8. In May 2016, the Regional Director, North Queensland Region, commenced the community consultation process on behalf of the Minister.
9. The Region's community consultation plan included the following actions:
 - a letter sent to the former Helens Hill SS staff and local families with primary and pre-primary school age children advising of the proposed school closure, community consultation public meeting and inviting them to make a written submission to the region;

- letters to the Member for Hinchinbrook and Mayor of Hinchinbrook Shire Council;
- a notice in the *Herbert River Express* and *Townsville Bulletin* newspapers advising of a public meeting and inviting written submissions to the Region; and
- a public meeting held at Helens Hill SS on 11 August 2016.

10. The public meeting held at Helens Hill SS had the following community members in attendance:

- Dept
- Mrs Sharon Schimming, Regional Director; Mrs Lesley Pecchia, Assistant Regional Director; Mr Philip Strom, Regional Infrastructure Manager; Mrs Bronwyn Collett, Acting Project Officer Regional Services; and Mr Michael Blake, Principal Helens Hill SS (prior to temporary closure);
 - Mr Jayo, Mayor;
 - a former parent (now grandparent) who was also a past office bearer on the Helens Hill SS Parents and Citizens' Association Executive Committee;
 - a former parent (now grandparent) who was actively involved within the school community; and
 - a grandmother of a primary school age student attending another local school.
- Just 3
Community
Members

11. Feedback received at this meeting included:

- local families in the area are choosing to enrol their children at other centres;
- the bulk of the school's historical records and memorabilia were destroyed in the school fire back in the 1990s;
- the site where the school is located was donated to the Department of Education and Training (DET) by the Atkinson family; and
- the two long-term community members present at the meeting spoke of the school's history, changes over time and children who attended Helens Hill SS received a good education. They indicated they do not blame DET for the position the school is now in and while the community feels sadness with the school's possible closure, they acknowledged permanent closure could be inevitable when local families choose to enrol their children at other schools.

12. Another community member had registered her intention to attend the public meeting; however, the day prior to the meeting, she contacted the Regional Office to give her apologies. During her phone call she expressed the wish for the school banner to be returned to the local grandmother who sewed it for the school. Section 49 of the RTI Act - cor if the Minister's decision is for the school to permanently close. This person also advised she would make a written submission to the Region; however, no submission has been received.

13. The former Principal of Helens Hill SS advised at the end of the 2015 school year, the school community indicated to him their strong wish for the school bell and banner to be handed over to the local Section 4 family. This request is supported by the Regional Director. ✓

14. There was minimal interest from the community in the future viability of Helens Hill SS, with only three former parent/community members in attendance at the meeting. The other people at the meeting represented the local council and regional personnel.

CRIPPS
NO
SHOW

15. The Regional Director met separately with Mr Cripps and Mr Jayo prior to the public meetings. Mr Cripps and Mr Jayo did not indicate during these meetings any strong opposition to the possible closure. Both Mr Cripps and Mr Jayo were invited to the public meeting; however, Mr Cripps did not attend.
16. Since notification and advertisement of the proposed permanent closure and community consultation, no submissions have been received by the Regional Office.
17. 2016 resident student data provided by the Queensland Government Statistician's Office outlined there are 13 eligible students who live in catchment; however, currently attend other state and non-state primary schools.
18. Helens Hill SS is in close proximity to two other state schools:
- Toobanna SS is seven kilometres north with a utilisation of 25%; and
 - Bambaroo SS is 14 kilometres south; however, this school is also subject to a proposed permanent closure and community consultation process.
19. The next nearest schools to Helens Hill SS are:
- Ingham SS which is 15 kilometres north with a utilisation of 70%; and
 - Mutarnee SS which is 28 kilometres south with a utilisation of 31%.
20. All schools listed above are easily accessible by road and have sufficient capacity to accommodate new students.

Media Implications

21. While the community consultation and proposed permanent closure has been advertised, there has not been any negative media coverage during the process.

Financial Implications

22. For 2015, the yearly per student cost at Helens Hill SS was \$9140.
23. 2016 costs related to Helen Hill SS are outlined in **Attachment 4**.
24. It is not cost effective, nor a judicious use of public funds, to keep a school open with no enrolments.

Legal Implications

25. Subsection 19(1) of the *Education (General Provisions) Act 2006* (EGPA) provides there must be adequate community consultation following a gazettal notice regarding a proposed school closure.
26. Section 20 of the EGPA provides that a school closure must not happen earlier than six months after the gazette notice publication.

Background

27. Enrolments have fluctuated over the years and most recently there has been a steady decline:

Year	Enrolments (All student count)
2016	0
2015	6
2014	6
2013	8
2012	11
2011	17
2010	17
2009	15
2008	10
2007	9
2006	9
2005	7

28. Helens Hill SS has an enrolment capacity of 24 students. The school's buildings and grounds are in good condition and the co-located principal's house is in sound condition.
29. The school offered a full curriculum and was able to access specialist resources through the Ingham cluster of schools.

Right to information

30. I am of the view that the contents or attachments contained in this brief **are not suitable** for publication.

Released under the
by DET

Recommendation

That the Minister:

- **note** the outcomes of community consultation regarding the proposed closure of Helens Hill State School;
- **approve** the permanent closure of Helens Hill State School from 2017; and
- **sign** the correspondence communicating this decision, in addition to the closure of Bambaroo SS as detailed in a separate brief, to Mr Andrew Cripps MP, Member for Hinchinbrook, and Mayor Ramon Jayo, Hinchinbrook Shire Council, provided at **Attachments 1 and 2.**

NOTED

APPROVED/NOT APPROVED
ENDORSED/NOTED

12/12
MATTHEW JUTSUM
Acting Chief of Staff
Office of the Hon Kate Jones MP
Minister for Education and
Minister for Tourism and Major Events

13/12/16
KATE JONES MP
Minister for Education and
Minister for Tourism and Major Events

Minister's comments

Action Officer
Bronwyn Collett
Project Officer
North Queensland Region

Ph: 4758 3350

Endorsed by:
Sharon Schimming
Regional Director
North Queensland Region

Ph: 4758 3313
M: Section 49 of t
Date: 28/10/2016

Endorsed by:
Graham Dredge
Executive Director
Infrastructure Operations

Tel: 3034 4871
M: Section 49 of t
Date: 11/11/2016

Endorsed by:
Tom Jumpertz
Executive Director
Legal and Administrative
Law Branch

Tel: 3513 5850
M: Section 49 of t
Date: 08/11/2016

Endorsed by:
Kevin Mara
Assistant Director-General
Infrastructure Services

Endorsed by:
Jeff Hunt
Deputy Director-General
Corporate Services

Noted by:
Patrea Walton
Deputy Director-General
State Schools

Endorsed by:
Jim Watterston
Director-General
Department of Education and
Training

Tel: 3034 4520
M: Section 49 of
Date: 15/11/2016

Tel: 3034 4771
M: Section 49 of t
Date: 01/12/2016

Tel: 3034 4760
M:
Date: 05/12/2016

Tel: 3034 4752
M:
Date: 6/12/16



Minister for Education and
Minister for Tourism and Major Events

1WS
1 William Street Brisbane 4000
PO Box 15033 City East
Queensland 4002 Australia
Telephone +61 7 3719 7530
Email: education@ministerial.qld.gov.au

14 DEC 2016

Councillor Ramon Jayo
Mayor of Hinchinbrook
PO Box 366
INGHAM QLD 4850

Dear C. Jayo

I am writing regarding the outcomes of the community consultation process recently conducted in the Bambaroo and Helens Hill communities concerning the future viability of both Bambaroo and Helens Hill State Schools.

The outcome of these consultations has been reviewed by the Department of Education and Training, and as there are no future enrolments identified at Bambaroo and Helens Hill State Schools, the communities have indicated there is no expectation for their respective schools to remain open into the future.

As such, I have made the decision to permanently close both Bambaroo and Helens Hill State Schools from 1 January 2017.

Should you wish to discuss these school closures, I invite you to contact my Acting Chief of Staff, Mr Matthew Jutsum, on telephone 3719 7530.

I would like to take this opportunity to thank you for supporting the community during the consultation process and also for the support provided to the North Queensland Regional Office during this time.

Yours sincerely


KATE JONES MP
Minister for Education and
Minister for Tourism and Major Events

Ref: 16/497812



Minister for Education and
Minister for Tourism and Major Events

1WS
1 William Street Brisbane 4000
PO Box 15033 City East
Queensland 4002 Australia
Telephone +61 7 3719 7530
Email: education@ministerial.qld.gov.au

14 DEC 2016

Mr Andrew Cripps MP
Member for Hinchinbrook
PO Box 1515
INGHAM QLD 4850

Dear Mr Cripps

I am writing regarding the outcomes of the community consultation process recently conducted in the Bambaroo and Helens Hill communities concerning the future viability of both Bambaroo and Helens Hill State Schools.

The outcome of these consultations has been reviewed by the Department of Education and Training, and as there are no future enrolments identified at Bambaroo and Helens Hill State Schools, the communities have indicated that there is no expectation for their respective schools to remain open into the future.

As such, I have made the decision to permanently close both Bambaroo and Helens Hill State Schools from 1 January 2017.

Should you wish to discuss these school closures, I invite you to contact my Acting Chief of Staff, Mr Matthew Jutsum, on telephone 3719 7530.

I would like to take this opportunity to thank you for supporting the community during the consultation process and also for the support provided to the North Queensland Regional Office during this time.

Yours sincerely


KATE JONES MP
Minister for Education and
Minister for Tourism and Major Events

Ref: 16/497779

**NOTIFICATION OF SCHOOL COUNCILS APPROVED UNDER THE
EDUCATION (GENERAL PROVISIONS) ACT 2006**

The following school council was established and approved on 20 April 2016 by the Principal, Burpengary State Secondary College (as delegate of the Chief Executive, Department of Education and Training to approve school councils) under the *Education (General Provisions) Act 2006* to take effect from the date of gazettal.

Burpengary State Secondary College School Council

**NOTIFICATION OF SCHOOL COUNCILS APPROVED UNDER THE
EDUCATION (GENERAL PROVISIONS) ACT 2006**

The following school council was established and approved on Tuesday 19th April, 2016 by the Principal, Springfield Central State School (as delegate of the Chief Executive, Department of Education and Training to approve school councils) under the *Education (General Provisions) Act 2006* to take effect from the date of gazettal.

Springfield Central School Council

Education (General Provisions) Act 2006

COMMUNITY CONSULTATION

Helens Hill State School has had declining enrolments over the past five (5) years and in 2016 the school has zero enrolments. Under s18 and s19 of the *Education (General Provisions) Act 2006*, there is a need to consider the school's future given that the school has no current and no known future enrolments.

Helens Hill State School, North Queensland Region

Contact details:

Regional Director, North Queensland Region
PO Box 5179
Townsville QLD 4810
Phone: (07) 4758 3222

email: nqcorrespondence@dete.qld.gov.au

Under s19 of the Act, community consultation will now commence and the local community is invited to make a submission regarding the proposed closure. Parties interested in making a submission should contact the relevant Regional Director at the above email for further information.

Kate Jones MP
Minister for Education and
Minister for Tourism and Major Events

Education (General Provisions) Act 2006

COMMUNITY CONSULTATION

Bambaroo State School has had declining enrolments over the past five (5) years and in 2016 the school has zero enrolments. Under s18 and s19 of the *Education (General Provisions) Act 2006*, there is a need to consider the school's future given that the school has no current and no known future enrolments.

Bambaroo State School, North Queensland Region

Contact details:

Regional Director, North Queensland Region
PO Box 5179
Townsville QLD 4810
Phone: (07) 4758 3222

email: nqcorrespondence@dete.qld.gov.au

Under s19 of the Act, community consultation will now commence and the local community is invited to make a submission regarding the proposed closure. Parties interested in making a submission should contact the relevant Regional Director at the above email for further information.

Kate Jones MP
Minister for Education and
Minister for Tourism and Major Events

Education (General Provisions) Act 2006

COMMUNITY CONSULTATION

Ryeford State School has had declining enrolments over the past five (5) years and in 2016 the school has zero enrolments. Under s18 and s19 of the *Education (General Provisions) Act 2006*, there is a need to consider the school's future given that the school has no current and no known future enrolments.

Ryeford State School, Darling Downs South West Region

Contact details:

Regional Director, Darling Downs South West Region
PO Box 38
Toowoomba QLD 4350
Phone: (07) 4616 3777

email: Enquiries.DDSW_TOOWOOMBA@dete.qld.gov.au

Under s19 of the Act, community consultation will now commence and the local community is invited to make a submission regarding the proposed closure. Parties interested in making a submission should contact the relevant Regional Director at the above email for further information.

Kate Jones MP
Minister for Education and
Minister for Tourism and Major Events

Briefing Note

The Honourable Kate Jones MP
Minister for Education and
Minister for Tourism and Major Events

Action required: For Approval

Action required by: 11 March 2015

Urgent – To approve the temporary closure of Helens Hill State School for 2016 to support the consultation process for the proposed permanent closure of the school.

SUBJECT: VIABILITY OF HELENS HILL STATE SCHOOL

Summary of key objectives

- To inform the Minister that Helens Hill State School (SS) has no student enrolments from the beginning of Term 1, 2016 and there are no forecast enrolments.
- To seek the Minister's approval for the temporary closure of the school for 2016 given the school has no enrolments.
- To obtain the Minister's approval for:
 - the gazettal of the proposed permanent closure of the school; and
 - to initiate a consultation process on behalf of the Minister to be lead by the North Queensland Regional Director regarding the proposed school closure.

Key issues

1. In Term 4, 2015 the total enrolment number at Helens Hill SS was five students.
2. At the commencement of the 2016 school year, three students moved on to high school (Year 7) and two students enrolled at Ingham SS.
3. Consequently, Helens Hill SS has no enrolments for Term 1, 2016. In addition, no enrolments are forecast.
4. As the school has no enrolments for the commencement of the 2016 school year, staff will be relocated to other schools in the near future, pending Day 8 outcome.
5. A timeframe for the proposed temporary closure period, namely 12 months, will be publicly announced to the community.
6. Before the end of the 12 month period, the Department of Education and Training will review the temporary closure of the school by assessing any demand that has arisen in the intervening period and consult with the local community.

Temporary closure

7. Under the *Education (General Provisions) Act 2006* (the Act), a temporary closure of a school does not require gazettal.
8. However, without formal closure of the school in accordance with the Act, if a student sought to enrol, there would be a legal obligation to enrol the student and re-open the school.
9. Given that the school has no enrolments and that there is not likely to be demand for primary schooling at Helens Hill, the Minister's approval is sought to temporarily close the school for 2016.

10. As part of the temporary closure, the Department will:

- give public notice of the temporary closure period to the local community and at the school itself;
- provide departmental contact information to families that wish to enquire about enrolment at the end of the temporary closure period;
- maintain the school website and public listings with added information about the school's status and review date;
- forward the school's telephone to voicemail, which will provide information regarding the temporary closure and contact details for regional staff;
- temporarily relocate class resources to ensure they are not destroyed by vermin during the closure period; and
- maintain the school grounds through the engagement of a contractor.

Permanent closure

11. Given that the school has no enrolments and sustainable enrolments are not likely in the foreseeable future, it is proposed that the Minister approve:

- the gazettal of the school for permanent closure (draft at **Attachment 1**); and
- that the Regional Director conduct a community consultation process about the proposed permanent closure.

12. Post gazettal, the process for making a closure decision involves:

- advising the community;
- community consultation;
- a decision to be made by the Minister considering the information arising from the consultation; and
- under the Act, a school closure cannot take effect until six months after the gazettal of the proposed closure.

13. On the Minister's behalf, the Regional Director is responsible for leading the community consultation regarding the proposed permanent closure. As no two school communities are the same, the consultation method/s for each school will be determined at the Regional level on a case-by-case basis. There is no set timeframe for the community consultation to occur.

14. Following the community consultation, the Regional Director will provide a report on the outcome and this will form the basis of a recommendation through the Director-General to the Minister.

15. Helens Hill SS is in close proximity to two other state schools:

- Toobanna SS is 7 kilometres north with a utilisation of 16%; and
- Bambaroo SS is 14 kilometres south with a utilisation of 3%.

16. Both adjacent schools will have capacity to accommodate any future Helens Hill enrolments that may arise in the temporary closure period, although none have been identified at this time.

17. It is important to note that there are only two students currently enrolled at Bambaroo SS.

Media Implications

18. Community consultation and school closure processes may generate media interest.

19. Similarly, negative media attention is also possible if the school is kept open without enrolments.

Financial Implications

20. It would not be cost effective for the Department to maintain an open school with no enrolments.

Legal Implications

21. As a temporary closure is only for a set period of time, it is different from a permanent closure and there is no requirement under s18 of the Act for a Ministerial decision or to gazette the closure.

22. A proposed permanent closure requires the proposed closure to be gazetted.

23. A permanent closure cannot take effect (i) unless community consultation has occurred post gazettal of the notice of intended closure; and (ii) no sooner than six months from the date of publication of the gazettal.

Background

24. Helens Hill SS is situated alongside the Bruce Highway in a rural cane farming district, approximately 13 kilometres south of Ingham and 100 kilometres north of Townsville.

25. Enrolments have been in steady decline in recent years as follows (from August 2015 census):

Year	Enrolments
2015	6
2014	6
2013	8
2012	9
2011	15
2010	17

26. The school currently has a Full Time Equivalent (FTE) teaching allocation of 1.44 (including a specialist teacher allocation 0.36 FTE); 17 hours per week teacher-aid allocation and 0.27 FTE (9.75 hours per week) Administration Officer.


Right to information

27. I am of the view that the contents or attachments contained in this brief **are not suitable** for publication.

Recommendation

That the Minister:

- **note** Helens Hill SS has no enrolments for Term 1, 2016, with no enrolments forecast into 2016;
- **approve** the temporary cessation of educational service delivery at Helens Hill SS for 2016;
- **approve** the publication of a notice of proposed permanent closure of Helens Hill SS in the Government Gazette as required under s18 of the *Education General Provisions Act (Attachment 1)* given the school has zero enrolments; and
- **note** that, if approved, the Region will initiate a community consultation process following the gazettal of the proposed permanent closure of Helens Hill SS and will provide a report to the Minister, through the Director-General.

NOTED


DON WILSON
 Senior Policy Advisor
 Office of the Hon Kate Jones MP
 Minister for Education
 Minister for Tourism and Major Events

APPROVED/NOT APPROVED
ENDORSED/NOTED


KATE JONES MP
 Minister for Education
 Minister for Tourism and Major Events

Minister's comments

[Empty box for Minister's comments]

Action Officer Kristy Boyd A/Principal Planning Officer Infrastructure Services Branch Tel: 3034 4629	Endorsed by: Sharon Schimming Regional Director North Queensland Region Tel: 4758 3305 Date: 08/03/2016	Endorsed by: Dave Baxter ED Infrastructure Programs and Delivery Tel: 3034 4836 M Section 49 of the Date: 04/03/2016	Endorsed by: Kevin Mara ADG Infrastructure Services Tel: 3034 4520 M Section 49 of the Date: 04/03/2016
Endorsed by: Jeff Hunt DDG Corporate Services Tel: 3034 4771 M Section 49 of the Date: 08/03/2016	Endorsed by: Brendan Keane Director ODDG State Schools Tel: 3034 4760 Date: 08/03/2016	Endorsed by: Dr Jim Watterston DG Tel: 3034 4752 M: 0403 340 500 Date: 8/3/16	

DRAFT GAZETTAL NOTICE

PROPOSED SCHOOL CLOSURE NOTICE

Given the following school has zero enrolments, under s.18 of the Education General Provisions Act (2006), the school is proposed for closure:

Helens Hill State School, North Queensland Region

Contact details:

Regional Director, North Queensland Region

PO Box 5179

Townsville QLD 4810

Phone: (07) 4758 3222

email: nqcorrespondence@dete.qld.gov.au

Community consultation regarding this proposal will now commence. Members of the school community are invited to make a submission regarding the proposed closure or to contact the relevant Regional Director for further information.

Kate Jones MP
Minister for Education and
Minister for Tourism and Major Events

Released under the RTI
by DET