

MINISTERIAL MEETING BRIEF REQUEST

Requested by: Departmental Liaison Officer (324 74093)

To: Education Queensland

Subject: Minister to meet with s.47(3)(b) - Contrary to Public Interest from
Queensland Eye Institute regarding National Sunnies Day

Meeting date: Thursday 4 October 2012 at 1.30pm

Date/time required: 3pm, Monday 24 September 2012

Today's date: Tuesday, 15 January 2013

- Please provide an IBN, for the Chief of Staff to note.
- Please see letter contained within this request.

The brief should address/include, without restricting it to, the following:

1. Address any issues that may be raised-or may exist-regarding the meeting subject, attendees and/or venue.
2. Provide detailed information about any relevant contentious issues and suggested responses to those issues.
3. Provide only relevant background information that may assist understanding of any issues.

When a departmental representative is requested to attend, please ensure they have noted the appointment in diary for attendance. Please also advise the requesting officer of the rep and indicate in the briefing and in TRIM notes.

Thank you for your assistance in providing this information by the date/time required.

Action required

- ☒ Action Officer to prepare IBN.

Preparation instructions

- If this brief requires additional information from another branch/directorate within the department, please liaise with the appropriate person to submit one consolidated response.
- Please TRIM brief and any attachments to zz *Departmental Liaison Officer* indicating in the TRIM notes that it has been approved by the appropriate officers. Please bring to MESUs attention any urgent documents.
- Any attachments and/or correspondence prepared for Ministerial signature should also be contained under this request and forwarded with request to zz *Departmental Liaison Officer*.

PLEASE NOTE – the brief must progress through MESU and have DG approval prior to meeting the MO deadline.

Minister's Office File Ref:	
Department File Ref:	12/343483

Briefing Note

The Honourable John-Paul Langbroek MP
Minister for Education, Training and Employment

Action required: For Noting

Action required by:

Routine – Requested Ministerial meeting with the Queensland Eye Institute

SUBJECT: MEETING WITH QUEENSLAND EYE INSTITUTE REGARDING NATIONAL SUNNIES DAY

Summary of key objectives

- To provide information for the Minister to meet with representatives from the Queensland Eye Institute regarding National Sunnies Day 2012 and sun safety education in Queensland state schools.

Key issues

- The Department is committed to supporting the health and wellbeing of students and values the development of useful programs and resources for schools.
- The National Sunnies Day program highlights that excessive exposure to the sun can result in major eye problems later in life.
- The program was launched in 2011 by the Queensland Eye Institute with the Prevent Blindness Foundation.
- The public launch of National Sunnies Day will be held on 8 November, 2012 in Brisbane's Queen Street Mall.
- To support the National Sunnies Day program, information packs with specific curriculum booklets and supporting DVDs will be provided to schools throughout Queensland, incorporating curriculum material aligned to the *Australian Curriculum: Science*.
- In 2011, the Department's South East Region Science Officers assisted with the incorporation of the Queensland Science Curriculum into the National Sunnies Day program. The National Sunnies Day program curriculum material was developed before the *Curriculum into the Classroom (C2C)* science materials were made available.
- The Department does not endorse specific/individual resources or products. Individual schools select teaching and learning materials for their school in consultation with the wider community to ensure that they meet the specific needs of their students.
- A National Sunnies Day YouTube competition is available as part of the program. Schools will need to manage departmental technology and privacy protocols if they participate in this activity.
- The National Sunnies Day program is specifically linked to the promotion and sale of children's sunglasses through community partners and at www.gei.org.au online. Proceeds of the sale will go directly to the Prevent Blindness Foundation.

Implications

- The Department can promote National Sunnies Day to Queensland state schools through electronic communication channels (Bulletin Board and/or *Schools Update*).

Minister's Office File Ref:	
Department File Ref:	12/343483

Background

11. Currently in Queensland, aspects of health and personal development including sun safety are taught as specified in the Health and Physical Education: Essential Learnings for Years 1 - 9 (<http://www.qsa.qld.edu.au/7294.html>) and the Health and Physical Education Senior Subjects (<http://www.qsa.qld.edu.au/1703.html>). These documents can be accessed on the Queensland Studies Authority website (<http://www.qsa.qld.edu.au/>).
12. The Department's *Developing a Sun Safety Strategy* procedure at <http://ppr.det.qld.gov.au/education/community/Pages/Developing-a-Sun-Safety-Strategy.aspx> and *Sun Safety in Secondary Schools* guidelines at <http://ppr.det.qld.gov.au/education/community/Procedure%20Attachments/Developing%20a%20Sun%20Safety%20Strategy/guidelines.pdf> support Queensland state schools to develop and implement sun safety strategies to protect students from the dangers of over-exposure to the sun.
13. The Department has collaborated with Queensland Health to develop sun safety resources such as Fallon's Quest at <http://www.sunsafety.qld.gov.au/atschool/game.aspx>. In 2011, schools were made aware of National Sunnies Day through *Schools Update* – a weekly electronic communication channel to state school principals (Ref: 11/228684).
14. The South East region, produced curriculum material based on the 2011 National Sunnies Day – *Protect Your Pupils!* theme. This included links to the *Australian Curriculum: Science*.
15. The Nine Network will be the official television partner for the campaign.

Right to information

16. I am of the view that the contents or attachments contained in this brief are suitable for publication.

Minister's Office File Ref:	
Department File Ref:	12/343483

Recommendation

That the Minister


Note the information provided for a meeting with s.47(3)(b) - Contrary to Public Interest from the
Queensland Eye Institute regarding National Sunnies Day.

NOTED


Fiona Crawford
Chief of Staff
Office of the Hon John-Paul Langbroek MP
Minister for Education, Training and
Employment

20/9/12


APPROVED/NOT APPROVED
ENDORSED/NOTED



JOHN-PAUL LANGBROEK MP
Minister for Education, Training and
Employment

20/9/12

☐ Copy to Assistant Minister**Minister's comments**

Action Officer	Endorsed by:	Endorsed by:	Endorsed by:
Curt Draheim	Director	ADG	DG
Principal Education Officer	Anne Schafer	Marg Pethiyagoda	Julie Grantham
SSOS	SSOS	SSOS	DETE 
Tel: 323 70345	Tel: 323 59877	Tel: 323 70157	Tel: 323 71070
	Mob:	Mob:	Mob:
	Date: / /	Date: 21/09/2012	Date: 25/9/12

****FOR IMMEDIATE ATTENTION****
URGENT MINISTERIAL EVENT BRIEFING NOTE REQUEST

Requested by: Jan Viking Ramstrom, Departmental Liaison Officer, (3006 4614)

To: Education Queensland
Subject: Minister's to attend National Sunnies Day
Event date: Thursday 8 November 2012
Date/time required: to zz Departmental Liaison Officer by 3PM TUESDAY 30 OCTOBER 2012
Today's date: Tuesday, 16 October 2012

The Minister's office has requested a Ministerial Event Briefing Note regarding:

MINISTER TO ATTEND NATIONAL SUNNIES DAY

Further information TRIM Ref: 12/340858 and 385882

The brief should address/include, without restricting it to, the following:

1. Address any issues that may be raised or may exist regarding the subject, attendees and/or venue.
2. Provide detailed information about any relevant contentious issues and suggested responses to those issues.
3. Provide only relevant background information that may assist understanding of any issues (maximum of 5 dot points).

Thank you for your assistance in providing this information by the date/time required.

Action required

- ☒ Action Officers to prepare an event brief (using the attached new template), speech and. Please contain your response underneath this request in TRIM.

Preparation instructions

- ① If this brief requires additional information from another branch/directorate within the department, please liaise with the appropriate person to submit one consolidated response.
- ② **Please TRIM brief and any attachments to zz Departmental Liaison Officer, indicating in the TRIM notes that it has been approved by the appropriate officers. Please bring this officer's attention to urgent documents.**
- ④ Any attachments should also be contained under this request and if necessary forwarded to Departmental Liaison Officer.
- ⑤ Please contact the requesting officer **prior** to the due date should you wish to seek an extension.

SUBJECT: NATIONAL SUNNIES DAY – 2012 PUBLIC LAUNCH

**EVENT LOCATION: QUEEN STREET MALL, BRISBANE
(MAIN STAGE – GEORGE STREET END)**

DATE: NOVEMBER 8, 2012

**HOST: PROFESSOR MARK RADFORD CEO QUEENSLAND EYE INSTITUTE
& PREVENT BLINDNESS FOUNDATION (EYE INSTITUTE)**

1. BACKGROUND:

- With support from Education Queensland, the Eye Institute is in direct contact with schools throughout Queensland to promote National Sunnies Day.
- The Department has collaborated with Queensland Health to develop sun safety resources such as Fallon's Quest (<http://www.sunsafety.qld.gov.au/atschool/game.aspx>).
- To support the National Sunnies Day program, information packs (Attachment A) with specific curriculum booklets and supporting DVDs will be provided by the Eye Institute to schools throughout Queensland, incorporating curriculum material aligned to the *Australian Curriculum: Science*.
- A National Sunnies Day YouTube competition is available as part of the program. Schools will need to manage departmental technology and privacy protocols if they participate in this activity.
- The Nine Network will be the official television partner for the campaign.

2. CURRICULUM INITIATIVES

- Aspects of health and personal development, including sun safety, are currently taught as specified in the Health and Physical Education Essential Learnings for Years 1 - 9 (<http://www.qsa.qld.edu.au/7294.html>) and the Health and Physical Education Senior Subjects (<http://www.qsa.qld.edu.au/1703.html>). These documents can be accessed on the Queensland Studies Authority website (<http://www.qsa.qld.edu.au/>).
- The Department's *Developing a Sun Safety Strategy* procedure and *Sun Safety in Secondary Schools* guidelines support Queensland state schools to develop and implement sun safety strategies to protect students from the dangers of over-exposure to the sun.

3. FUNDING

- N/A

4. CONTENTIOUS ISSUES

- N/A

5. FUNDING/PROGRAMS

- N/A
-

APPROVE:	Executive Director SSOS, Sharon Mullins	Date: 25/11/12
APPROVE:	Assistant Director-General SSOS, Marg Pethiyagoda	Date: 26/11/12
APPROVE:	Director-General, Julie Grantham	Date: / /

Comments:

FUNCTION PROTOCOL FORM (SHORT)
Minister John-Paul Langbroek MP
Minister for Education, Training and Employment

NAME OF ORGANISATION	Queensland Eye Institute & Prevent Blindness Foundation
EVENT	Public Launch – National Sunnies Day 2012
PURPOSE OF FUNCTION	Official launch event for school education program teaching kids to protect their eyes from an early age.
TIME / DATE OF FUNCTION	11.30am Thursday 8 November 2012
VENUE AND ADDRESS	Main Stage, Queen Street Mall, Brisbane
MINISTER'S ROLE <i>(ie speech, present awards, etc)</i>	Provide a few short words of support
OTHER DIGNITARIES ATTENDING	Please see attached RSVP list (to date)
LATEST ARRIVAL TIME	11.00am
EARLIEST DEPARTURE TIME	Event formalities conclude at 11.45am Minister's speech is 11.30am so fine to leave as soon as speech is done, if needing to get to next engagement.
DRESS REQUIREMENT	Corporate attire
CAR PARKING ARRANGEMENTS <i>(To assist the Minister's driver please provide as much detail as possible.)</i>	Unfortunately due to venue, no allocated parking is available for the event
ENTRANCE AT WHICH THE MINISTER SHOULD ARRIVE	George Street end of Queen Street Mall, Brisbane
MINISTER WILL BE MET BY	Prof Mark Radford CEO, Queensland Eye Institute & Prevent Blindness Foundation 0412 824 300
EMERGENCY CONTACT FOR THIS EVENT	(b) - Contrary to Public Interest Comms Consultant for QEI PBF
MOBILE	s.47(3)(b) - Contrary to Public Interest
EMAIL	

AUDIENCE PROFILE	Primary students (including indigenous pupils), corporate guests and general public
NO. OF PEOPLE ATTENDING	50 -70
MEDIA ATTENDING	Yes – event release to print and broadcast media. Nine Network MC Alison Ariotti.
ACKNOWLEDGEMENTS	List of acknowledgements to be supplied ASAP once all VIP attendees confirmed (please see official invitation list below)

OTHER IMPORTANT NOTES	
ACCOMPANYING THE MINISTER	Please assume that the Minister will be accompanied by an advisor, unless otherwise advised.
ACKNOWLEDGEMENT GIFTS	Please note that unless it is a cultural exchange, the Minister would prefer any acknowledgement gifts to be donated to charity or used to help fundraise.

National Sunnies Day Launch - Invitation list
Queen Street Mall - 8 Nov 2012

Name	Organisation	Status
Mark Radford	QEI	Attending
Mark Sheridan	QEI Chairman	Attending
Brett Greensill	QEI Director	Attending
Samantha Wilkinson	QEI Director	Attending
Judge Anthony Rafter	QEI Director	Attending (if not in court)
Catherine O'Sullivan	State Manager - DETE	Attending
Dianne Cant	MC (QEI Ambassador)	Attending
MP Lawrence Springborg	QLD Health Minister	Unable to attend
MP Campbell Newman	QLD Premier	Invited
George Curphey	Viertel Chairman	Invited
Rex Freudenberg	Viertel Director	Invited
Stuart McPherson	ANZ Trustee	Attending
Judge Debra Mullins	Viertel Director	Invited
Chris Wotton	ANZ Trustee	Invited
Roberto Scenna	ANZ Trustee	Invited
Peter Threlfall	TPD Media Director	Invited
Heather Peens	EDU dept from the Gold coast	Invited
Jim Carmicheal	QLD Reds	Not Attending
David Hanham	QLD Reds	Attending
Amanda McConaghy	QLD Reds	Attending
Campbell Newman	Premier	Invited
Lisa Newman	Wife of Premier	Possibly
Graham Quirk	Lord Mayor	Invited
Adam Wallace-Harrison	Queensland Reds Player	Attending
Will Genia	Queensland Reds Player	Attending
Jake Schatz	Queensland Reds Player	Attending
Greg Holmes	Queensland Reds Player	Attending
Rocky Cassaniti	Valley Edge	Attending
Louize Cassaniti	Valley Edge	Attending
Ratu Lewis	Margin Media	Invited
Louise Jones	Margin Media	Invited
Hon Jarrod Bleijie MP	Attorney-General	Unable to attend

**RUNSHEET QEI NATIONAL
SUNNIES DAY**

TIME	TASK DESCRIPTION	NOTES
11.30am	Channel 9 MC Alison Ariotti opens by introducing the event with a summary explanation of National Sunnies Day and the objectives of the new campaign.	NSD/QEI LOGO FROZEN on screens
11.33am	MC then introduces Hon. John-Paul Langbroek, MP - Minister for Education, Training & Employment.	Image on screen backdrop to be NSD artwork or pic of kids with sunnies.
	Hon. John-Paul Langbroek Minister for Education to speak.	
11.37am	MC then thanks Minister John-Paul Langbroek.	
11.38am	MC does an intro for Socket & invites the audience to meet him via the screens.	
11.42am	Following Socket screening MC welcomes The Dance Studio dancers to stage to perform.	
11.50am	MC thanks The Dance Studio and then introduces Prof. Mark Radford (or QEI Chairman - TBC) to say a few brief words.	
11.51am	MC thanks Mark and explains our involvement with the REDS and why QEI want to assist the Indigenous schools with eye awareness	
	Then introduces REDS players Adam Wallace-Harrison, Will Genia, Jake Schatz and Greg Holmes to donate Sunnies to Indigenous student representatives from East Brisbane State School.	
11.57am	Schools reps are invited to the stage to collect the Sunnies.	
11.59am	MC thanks all National Sunnies Day sponsors 4BC and Triple M radio, Nine Network , and all guests/members of the public for attending. MC also encourages public to support NSD and reinforces the message Protect YOUR Pupils!	
	MC then thanks performers at the launch - welcoming The Dance Studio to return for a fun finale.	
12.05pm	CLOSE	
	BUMP OUT COMMENCES	

Briefing Officer and Branch: Curt Draheim SSOS
 Telephone: 323 70345
 TRIM No: 12/353599
 Date brief completed by Action Officer: 22/10/2012

Media Release

12 October 2012

QUEENSLAND EYE PROGRAM TO TEACH MORE KIDS IMPORTANCE OF 'PROTECTING THEIR PUPILS' EVERY DAY

With Summer just around the corner, Queensland Eye Institute is set to expand its eye education message for primary school children into other States this year, using specially developed science curriculum materials written with Queensland Government's South East Region for Education.

'National Sunnies Day' aims to teach kids the importance of protecting their eyes every day by wearing sunglasses and will again raise funds for research that will benefit the whole community.

First launched in November last year, National Sunnies Day seeks to achieve a national reach across Australian schools over a five year period.

Tailored curriculum material is being offered to primary teachers across both state and independent schools, in Queensland and other states. The information will be accompanied by a DVD that features the program's animated character - 'Socket', a robot whose mission is to teach kids about the damaging effects of the sun's rays and how to protect their eyes.

Queensland Eye Institute Executive Director & CEO, Professor Mark Radford says, "Excessive exposure to the sun's UV rays during childhood can lead to major eye problems later in life – including blindness and cancer. The establishment of the National Sunnies Day program is not only an exciting concept, but also a critical next step – providing an important preventative message to the community, and in particular a valuable eye care education program for primary age children in schools."

The Queensland Eye Institute provides leading research, education and clinical care to reduce eye disease, improve eye health, and ultimately prevent blindness in the community.


Funds raised from the sale of kid's sunglasses for National Sunnies Day will directly benefit the Prevent Blindness Foundation and help continue the vital research, education and clinical care being done at the Queensland Eye Institute - to prevent blindness and preserve sight.

An official public launch event will be held in the Queen Street Mall, Brisbane on Thursday the 8th of November, commencing at 11.30am.

For further details visit www.qei.org.au

Media enquiries: Contrary to Public Interest COMMUNIC.

s.47(3)(b) - Contrary to Public Interest



PROTECT YOUR PUPILS!

More than a cool accessory, 'sunnies' can save your sight!

Excessive exposure to the sun's ultra-violet rays during childhood can lead to major eye problems later in life - including blindness and cancer.

Eye disorders are the most common long term health issues experienced by children, in addition to asthma and allergies. Queensland Eye Institute is working with people from all walks of life every day, to prevent blindness and preserve sight.

What is National Sunnies Day?

Last year **Queensland Eye Institute** launched an exciting new education program for kids. 'National Sunnies Day' aims to raise awareness and funds to help eliminate blindness from our community.

With a planned five year roll out across Australian schools, National Sunnies Day has been designed to actively engage primary school students through effective communication, learning and leadership in the subject of science. Materials are provided to schools to facilitate students learning about the importance of protecting their eyes from an early age.

Who it helps

In addition to offering educational opportunities and creating awareness about good eye care in the community, National Sunnies Day has an important fundraising component. All money raised from merchandise sales and fundraising activities for 'National Sunnies Day' will go directly to the Prevent Blindness Foundation to help continue the research, education and clinical care being done at the Queensland Eye Institute to prevent blindness and preserve sight.

Get YOUR Pupils Involved

National Sunnies Day has been designed to actively engage primary school students in science through effective communication, learning and leadership and provide an opportunity for students to develop knowledge and understanding in respect to:

- o the eye and how it works
- o what impact environmental factors such as sun may have on the eye
- o the types of diseases that may affect the eye
- o the heroes who have contributed significantly to eye research and health.

Students will be encouraged to participate in learning competitions, with local identities as ambassadors.

How YOUR school can be involved in National Sunnies Day 2012

It's easy to get involved!

Once you register for National Sunnies Day by completing and returning the registration form, you will receive an education kit and DVD about National Sunnies Day animated character – 'Socket' and his new mission. You can choose whether you wish to be involved in the various age appropriate competitions and also have the option to sell specially designed kids sunglasses at your school for \$12.95 a pair on National Sunnies Day itself.

These colourful and stylish sunnies are great quality, contain Australian regulated lenses and are a useful item that kids can wear all year round.

Students who already own sunglasses may be encouraged to wear them on National Sunnies Day and instead make a gold coin donation as an alternative way of contributing. Whilst raising valuable funds, this is a great way of encouraging students to be proactive about their eye health every day.

Key Steps

- STEP 1** Register your interest to receive a 'National Sunnies Day' education kit and get your students involved in National Sunnies Day on Thursday 8 November 2012.
You have the option to purchase sunglass merchandise packs by simply completing a "sunnies order form" (Boxes of 24 to sell for \$12.95 per pair).
- STEP 2** Receive your curriculum materials and DVD to begin planning simple classroom activities.
- STEP 3** Watch the eye education DVD featuring animated character 'Socket' as a great way of introducing the program's main concepts to students.
- STEP 4** Encourage students to take part in the National Sunnies Day competitions - motivate pupils to learn about protecting their eyes and raise funds in creative ways for the chance to win fabulous individual and school prizes.

3 GREAT REASONS TO TAKE PART IN NATIONAL SUNNIES DAY 2012

It's fun.

The information kits are easy to use and designed to provide teachers with the tools required to teach kids to protect their pupils (curriculum notes, fact sheets and animated character DVD)

There are great prizes to be won by students and schools!

CURRICULUM

To complement the age appropriate curriculum notes supplied, Science Sparks facilitators can provide learning material for teachers. Resources and information may also be sourced from key medical and scientific organisations as well as local high schools.

Learning material will be constructed to reflect both the QCAR essentials and the draft Australian Curriculum (Science).

YEAR 2/3

Parts of the eye
Protection for the eye



YEAR 4/5

Lenses and light
Glasses for lense correction
Optic nerve

YEAR 6/7

Eye diseases
Recent advances in treatment of eyes
Famous people

MEET SOCKET




www.sockettherobot.com

NATIONAL SUNNIES DAY - EDUCATIONAL DVD

Your information kit contains a short educational DVD, a convenient way of introducing the National Sunnies Day message about the importance of protecting your eyes from the sun's harmful UV rays from an early age.

Specially created animated robot character - 'Socket' has a new mission in 2012. Whilst retaining his power to project and demonstrate key information, he has an expanded mission to teach humans more facts about protecting their eyes in a special new location.



PURCHASING NATIONAL SUNNIES DAY SUNGLASSES

National Sunnies Day sunglasses are available for schools and community supporters to purchase again in 2012. Sunglasses will be sold in boxes of 24 units, with designs for both boys and girls, manufactured with Australian approved lenses. The packs need to be purchased outright and each pair of sunglasses then sell for \$12.95. (Minimum purchase of one box).

An official 'Letter of Authority' to fundraise will be supplied to each school, along with a fundraising tally sheet to streamline the process of any fundraising activities.

Please see the enclosed National Sunnies Day order form in this information kit.

COMPETITIONS

1. SCHOOL PRIZE CATEGORY | Winner - Best YouTube clip
2. INDIVIDUAL PRIZE CATEGORY A | Winner - Create Socket's next mission
3. INDIVIDUAL PRIZE CATEGORY B | Winner - Colouring competition (Students in Yr 1 & 2)

All entries to be sent to:

*'National Sunnies Day Competition',
Queensland Eye Institute,
41 Annerley Road, South Brisbane QLD 4101*



LIKE US ON FACEBOOK FOR THE CHANCE TO WIN A PRIZE AND
ENTER OUR FACEBOOK COMPETITION TODAY!

1. School YouTube Competition

For students to participate in the YouTube 'learning competition', the student's school is required to:

Register for National Sunnies Day online at www.qei.org.au

Winners will be acknowledged on our facebook page and at the official public launch on National Sunnies Day, to be held in the Queen Street Mall, Brisbane on Thursday 8 November 2012.

Guidelines & judging criteria | YouTube Competition

1. Schools that choose to enter the competition (to produce a 1 minute YouTube clip) must have their entry ready by **19 October 2012**.

The clip can be submitted via our website at: www.qei.org.au/competition-2012

Alternatively you can supply your clip on a disk or USB and post it to:

'National Sunnies Day Competition', 41 Annerley Road, South Brisbane QLD 4101

2. Judging will take place by 2 November 2012 and the winner will be officially announced at the public launch on 8 November 2012.
3. Judges are Peter Threlfall (TPD Media), Catherine O'Sullivan (DEEWR), Prof. Mark Radford (Qld Eye Institute),
4. The judges decision will be final and no further correspondence will be entered into.
5. By entering the schools competition, it is understood that participating students will have gained appropriate parental/guardian permission to be involved in the production of the YouTube clip and also appear in any print, online or broadcast media coverage should their clip be the winning entry. Such permission/approval requirements remain the responsibility of the school involved.

Judging criteria for the YouTube clip

1. The clip must be made to appeal to the primary school demographic
2. Entrants must use the National Sunnies Day - Protect Your Pupils slogan somewhere in clip
3. The content of the clip must address eye care / protection
4. The clip should contain one or more facts or statistics on eyes and the damage that can occur when not protected from the sun
5. Sunglasses must appear in clip and be tied into the script
6. Queensland Eye Institute, Nine Network and DEEWR logos must appear in clip
7. Students are to utilize their persuasive writing skills to successfully convey their message.

2. Create Socket's Next Mission Competition

Socket needs his next mission. To enter this competition, students need to create a storyline using **no more than 1000 words** to outline the setting, main plot and key characters to develop a short segment that effectively conveys the National Sunnies Day key message.

Please send all entries to: *'National Sunnies Day Competition',
Queensland Eye Institute, 41 Annerley Road, South Brisbane QLD 4101
or email to events@pbf.org.au*

Judging criteria for Create Socket's Next Mission Competition

1. The written piece must appeal to the primary school demographic
2. Entrants must use the National Sunnies Day - Protect Your Pupils slogan somewhere in the story
3. The mission storyline must address eye care / protection
4. The story should contain one or more facts or statistics on eyes and the damage that can occur when not protected from the sun
5. Students are to utilize their persuasive writing skills to successfully convey their message.

For students to participate in the 'Create Socket's New Mission competition', the student's school is required to register for National Sunnies Day.

Entries close **19 October 2012**. Judging will take place by **2 November 2012**.

Winners will be acknowledged on our facebook page and at the official public launch on National Sunnies Day, to be held in the Queen Street Mall, Brisbane on Thursday 8 November 2012.

3. Colouring Competition

A colouring competition template has been included in your National Sunnies Day information kit for teachers to photocopy and distribute to students as required.

Please send all entries with completed name and contact details of entrant to: *'National Sunnies Day Competition', Queensland Eye Institute, 41 Annerley Road, South Brisbane QLD 4101*

Judging criteria

Entries will be judged on neatness and creative use of colour.

Entries close **19 October 2012**. Judging will take place by **2 November 2012**.

Winners will be acknowledged on our facebook page and at the official public launch on National Sunnies Day, to be held in the Queen Street Mall, Brisbane on Thursday 8 November 2012.

PRIZES

1. **SCHOOL PRIZE CATEGORY** | Winner - Best YouTube clip: Equipment to the value of \$3,000 for their school.
2. **INDIVIDUAL PRIZE CATEGORY A** | Winner - Create Socket's next mission : Apple iPad 3 16GB Wi-Fi
3. **INDIVIDUAL PRIZE CATEGORY B** | Winner - Colouring competition for Yr 1 & 2 students: Apple iPad 3 16GB Wi-Fi

WHY PROTECT YOUR EYES?

FACTS ABOUT EYE HEALTH AND THE PREVENTION OF BLINDNESS


Ref: 'Clear Focus: The Economic Impact of Vision Loss in Australia in 2009.' Access Economics, June 2010.

Did you know?

- Eye disease and blindness are major problems that remain heavily under treated in Australia.
- Australians not only have a high rate of skin cancer and melanoma, but also many diseases of the eye are also caused by the sun.
- Over half a million (575,000) Australians have vision loss, the prevalence of which increase three times with each decade over the age of 40. The most common are uncorrected refractive error, cataract, glaucoma, diabetic retinopathy and macular degeneration.
- We are all at risk of losing of our vision however, most vision problems are caused by conditions that are either treatable or preventable.
- The older we become, the more susceptible we are.
- Loss of sight in children can occur in many ways – through retinopathy/ prematurity, congenital cataracts, or eye cancer.
- Increasing evidence suggests that a significant cause of eye damage is through excessive exposure to the sun's ultra-violet rays.
- Most people receive significant sun exposure in their early years.
- Exposure to sunlight has been associated with cataracts, pterygia (pron. terr-idge-ia) and causing both cancer and pre-cancerous conditions on the eye's surface.
- A study has shown that children who live their childhood in Brisbane are much more likely to develop pterygium than children who grow up in Melbourne.
- The health costs associated with treating eye disease are enormous for our community.


What needs to be done?

- Educate children from an early age that prevention is better than cure.
- Educate parents as sun protection needs to start before children can initiate their own care.
- Teach primary school students the message – 'Protect YOUR Pupils' and to wear not only a wide brimmed hat and sunscreen, but also sunglasses to protect their eyes when playing outside.
- Get involved in National Sunnies Day and help raise valuable funds for more research and education.



QUEENSLAND
eye
INSTITUTE
CLARITY FOR LIFE

**THANK YOU TO THE FOLLOWING PARTNERS
FOR THEIR GENEROUS SUPPORT OF
NATIONAL SUNNIES DAY 2012**



VALLEYEDGE
PRINT | SIGNS | DESIGN





NATIONAL SUNNIES DAY 2012 | COLOURING COMPETITION

Name: _____

Age/Year at school: _____

Name of school & school address: _____


Best school contact /number: _____

Email address: _____



QUEENSLAND
eye
INSTITUTE
CLARITY FOR LIFE

LOOK OUT FOR



NATIONAL SUNNIES DAY

6 NOVEMBER 2012 PROTECT YOUR PUPILS!

Order YOUR sunnies now!

Please complete this order form to receive your sunglasses:

Name of school:

School address:

Name of contact person ordering sunglasses on behalf of school:

Billing details:

Preferred method of payment: (Please tick one) ☐ Visa ☐ MasterCard ☐ Direct deposit/EFT

Direct deposit details:

Acc name: Prevent Blindness Foundation Bonus Saver Account

BSB: 034 003

Account number: 278 492

*When making direct deposit payments please note reference NSD12 on receipt.

Credit card number:

/ /

Expiry date:

Name as it appears on credit card:

Name of person responsible for coordinating the return of any additional funds raised:

Contact tel no & email:

Quantity of sunglass packs required: (Each merchandise pack contains a mix of 24 male/female sunglasses in various designs retailing for \$12.95 each) Total amount per box of 24 = \$310.80 incl gst. Minimum purchase (1) box of 24.

I/we require _____ packs in total. Quantity of teacher information kits required: _____

Applicable Year group/s for curriculum material inclusions: YR 2/3 YR 4/5 YR 6/7

Please return your completed order form via email to events@pbf.org.au or fax to Jayne Fields on 07 3010 3394.

For further information about National Sunnies Day, please contact:


Jayne Fields

Queensland Eye Institute | Prevent Blindness Foundation

Tel: 07 3010 3370

Email: events@pbf.org.au

www.qei.org.au



FUNCTION PROTOCOL FORM

**The Honourable John-Paul Langbroek MP,
Minister for Education, Training and Employment**

As at please enter the date

NAME OF ORGANISATION	Queensland Eye Institute & Prevent Blindness Foundation
EVENT	Public Launch – National Sunnies Day 2012
PURPOSE OF FUNCTION	Official launch event for school education program teaching kids to protect their eyes from an early age.
TIME / DATE OF FUNCTION	11.30am Thursday 8 November 2012
VENUE AND ADDRESS	Main Stage, Queen Street Mall, Brisbane
MINISTER'S ROLE <i>(ie speech, present awards, etc)</i>	Brief speech in support of preventative/educative role of National Sunnies Day program
OTHER DIGNITARIES ATTENDING	Please see attached RSVP list (to date)
LATEST ARRIVAL TIME	11.00am
EARLIEST DEPARTURE TIME	Event formalities conclude at 11.45am Minister's speech is 11.30am so fine to leave as soon as speech is done, if needing to get to next engagement.
DRESS REQUIREMENT	Corporate attire
EMERGENCY CONTACT FOR THIS EVENT MOBILE EMAIL <i>(Please ensure this person is aware they are the emergency contact and their telephone remains switched on)</i>	<div style="border: 1px solid black; padding: 2px;">(b) - Contrary to Public Interest</div> <div style="border: 1px solid black; padding: 2px;">Comms Consultant for QEI PBF</div> <div style="border: 1px solid black; padding: 2px;">s.47(3)(b) - Contrary to Public Interest</div>
CAR PARKING ARRANGEMENTS <i>(To assist the Minister's driver please provide as much detail as possible.)</i>	Unfortunately due to venue, no allocated parking is available for the event
ENTRANCE AT WHICH THE MINISTER SHOULD ARRIVE	George Street end of Queen Street Mall, Brisbane
MINISTER WILL BE MET BY: MOBILE CONTACT NUMBER:	Prof Mark Radford CEO, Queensland Eye Institute & Prevent Blindness Foundation 0412 824 300
SPEECH DETAILS	
PROJECT FUNDED BY	Funds raised through Prevent Blindness Foundation – including grants from both

	Jupiters Casino Community Benefit Fund & Gambling Community Benefit Fund
SPEECH TOPIC	National Sunnies Day (as an educative initiative)
LENGTH OF SPEECH	2-3 min
PEOPLE WHO THE MINISTER ACKNOWLEDGES:	List of acknowledgements to be supplied ASAP once all VIP attendees confirmed (please see attached official invitation list to date)
PEOPLE WHO THE MINISTER THANKS TO:	The Viertel Foundation, Jupiters Casino Community Benefit Fund & Gambling Community Benefit Fund, Board members – QEI & PBF, 2012 NSD corporate and media partners and the Traditional land owners
SPEECH TO BE DELIVERED OUTDOORS / INDOORS	Outdoors – Main Stage, Queen Street Mall
LECTERN AVAILABLE	Yes
AUDIENCE SITTING / STANDING	Seating for invited guests as much as allowed by Brisbane Marketing and standing for members of general public
AUDIENCE PROFILE	Primary students (including indigenous pupils), corporate guests and general public
NO. OF PEOPLE ATTENDING	50 -70
MEDIA ATTENDING	Yes – event release to print and broadcast media. Nine Network MC. Alison Ariotti.

RUN SHEET/ ODER PROCEEDINGS	
Time	Activity
	Please see attached Draft Run sheet final run sheet to be provided 5 days prior to the event.

LIST OF ATTENDEES

(Please complete the table below or attach a separate list in a similar format.)

Name	Position	Company
	Please see attached invitation list with RSVPs to date	

OTHER IMPORTANT NOTES

ACCOMPANYING THE MINISTER

Please assume that the Minister will be accompanied by an advisor, unless otherwise advised.

ACKNOWLEDGEMENT GIFTS

Please note that unless it is a cultural exchange, the Minister would prefer any acknowledgement gifts to be donated to charity or used to help fundraise.

[Please insert the forwarding details here]

WHEN THIS PROTOCOL SHEET IS FULLY COMPLETED PLEASE FORWARD TO:

Administration Officer, Yukie Ramstrom
Office of the Hon John-Paul Langbroek MP

Email: yukie.ramstrom@ministerial.qld.gov.au
Fax: (07) 3211 8011
Phone: (07) 323 71059

Thank you for your assistance.

URGENT MINISTERIAL MEETING BRIEF REQUEST

Requested by: Jan Viking Ramstrom, Departmental Liaison Officer (3006 4614) YR

To: DDG EQ

Subject: Minister to meet with Ms Jenny Buckland, CEO, Australian Children's Television Foundation

Date/time required by MESU: 3PM Friday 19 October 2012

Today's date: Tuesday, 15 January 2013

- Please provide an IBN, for the Chief of Staff to note.

Key Meeting Details

When: Thursday, 25 October 2012

Where: Minister's office

Discussion Topics: see attached TRIM ref 12/387554

The brief should address/include, without restricting it to, the following:

1. Address any issues that may be raised-or may exist-regarding the meeting subject, attendees and/or venue.
2. Provide detailed information about any relevant contentious issues and suggested responses to those issues.
3. Provide only relevant background information that may assist understanding of any issues.

When a departmental representative is requested to attend, please ensure they have noted the appointment in diary for attendance. Please also advise the requesting officer of the rep and indicate in the briefing and in TRIM notes.

Thank you for your assistance in providing this information by the date/time required.

Action required

- ☒ Action Officer to prepare IBN using the template

Preparation instructions

- If this brief requires additional information from another branch/directorate within the department, please liaise with the appropriate person to submit one consolidated response.
- Please TRIM brief and any attachments to Coordinator Executive Briefings M&ESU indicating in the TRIM notes that it has been approved by the appropriate officers. Please bring Coordinator Executive Briefings M&ESU attention to urgent documents.
- Hard copies of the approved IBN (and any attachments) should be returned to Coordinator Executive Briefings M&ESU (floor 14), who will then process the brief through the relevant channels. Under **NO CIRCUMSTANCES** are briefings to be sent directly to the Minister's office.
- Any attachments and/or correspondence prepared for Ministerial signature should also be contained under this request and forwarded with request to Coordinator Executive Briefings M&ESU (floor 14).

PLEASE NOTE – the brief must progress through MESU and have DG approval prior to meeting the MO deadline.

Minister's Office File Ref:	
Department File Ref:	12/389025

Briefing Note

The Honourable John-Paul Langbroek MP
Minister for Education, Training and Employment

Action required: For Noting

Action required by: N/A

Routine — Background information to support Minister's meeting.

SUBJECT: MINISTER TO MEET WITH MS JENNY BUCKLAND, CHIEF EXECUTIVE OFFICER, AUSTRALIAN CHILDREN'S TELEVISION FOUNDATION (ACTF)

Summary of key objectives

- To provide information for the Minister's meeting with Ms Buckland on 25 October 2012.

Key issues

- The Queensland Government has supported ACTF financially through Education Queensland since the mid-1990s.
- The most recent level of support was the grant of \$75,000 for the 2011–12 financial year.
- Funding associated with this program was identified as savings as part of the Department's budget saving strategy for 2012–13 and the out years.
- ACTF was advised on 11 September 2012 that this support would not continue beyond 2011–12.

Implications

- It is anticipated Ms Buckland will be attempting to have the support reinstated.

Background

- The ACTF is a non-profit public company which was established in 1982 with the support of Commonwealth, State and Territory Education and Arts Ministers.
- Prior to the recent decision by Queensland, the Foundation received funding support from all jurisdictions through either arts portfolios, education portfolios, or both.
- Education Queensland has a long-standing relationship with the ACTF, and the Learning Place provides many ACTF resources under licence for use by Queensland teachers.
- The governing body of the ACTF is its Board of Directors, the members of which serve in an honorary capacity. As a financial contributor to the ACTF, the Queensland Government was entitled to appoint a Board Member for a three year term. Ms Buckland has indicated that the Board, at its next meeting, will consider whether to declare vacant the position currently held by the Queensland representative.
- The current Queensland Board member is Ms Anna Brazier, Director, State Schooling Implementation who was appointed on 1 January 2011 for 3 years.

Minister's Office File Ref:	
Department File Ref:	12/389025

Right to information

11. I am of the view that the contents or attachments contained in this brief **are not suitable** for publication.

Recommendation


That the Minister **note** the information provided for the meeting to be held on 25 October 2012.

NOTED


FIONA CRAWFORD
 Chief of Staff
 Office of the Hon John-Paul Langbroek MP
 Minister for Education, Training and
 Employment

24/10/12

☐ Copy to Assistant Minister

**APPROVED/NOT APPROVED
 ENDORSED/NOTED**


JOHN-PAUL LANGBROEK MP
 Minister for Education, Training and
 Employment

29/10/12

Minister's comments

Action Officer
 Principal Education
 Officer
 Mike Tyler
 Tel: 323 70428

Endorsed by:
 Director
 Anna Brazier
 Tel: 323 70793
☐ - Contrary to Public
 Date: 18/10/12

Endorsed by:
 ADG State Schooling
 Implementation
 Mark Campling
 Tel: 323 70121
 Mob:
 Date: 18/10/2012

Endorsed by:
 ADG Education
 Queensland
 Marg Pethiyagoda
 Tel: 323 70157
 Mob:
 Date: 19/10/2012

Endorsed by:
 Director General
 Julie Grantham
 Tel: 323 71070
 Mob:
 Date: 19/10/12

URGENT MINISTERIAL MEETING BRIEF REQUEST

Requested by: Jan Viking Ramstrom, Departmental Liaison Officer (3006 4614) YR

To: **Education Queensland**

Subject: **Minister to meet with Ms Hilary Backus, QASSP**

Date/time required by MESU: 3PM THURSDAY 22 NOVEMBER 2012

Date/time required by MO: 3PM FRIDAY 23 NOVEMBER 2012

Today's date: **Wednesday, 16 January 2013**

- Please provide an IBN, for the Chief of Staff and Minister to note.

Key Meeting Details

When: Monday 26 November 2012

Where: Education House

The MO requests an IBN on QASSP and any contentious issues that the Minister needs to know.

The brief should address/include, without restricting it to, the following:

1. Address any issues that may be raised-or may exist-regarding the meeting subject, attendees and/or venue.
2. Provide detailed information about any relevant contentious issues and suggested responses to those issues.
3. Provide only relevant background information that may assist understanding of any issues.

When a departmental representative is requested to attend, please ensure they have noted the appointment in diary for attendance. Please also advise the requesting officer of the rep and indicate in the briefing and in TRIM notes.

Thank you for your assistance in providing this information by the date/time required.

Action required

- ☒ Action Officer to prepare IBN using the template

Preparation instructions

- If this brief requires additional information from another branch/directorate within the department, please liaise with the appropriate person to submit one consolidated response.
- Please TRIM brief and any attachments to Coordinator Executive Briefings M&ESU indicating in the TRIM notes that it has been approved by the appropriate officers. Please bring Coordinator Executive Briefings M&ESU attention to urgent documents.
- Hard copies of the approved IBN (and any attachments) should be returned to Coordinator Executive Briefings M&ESU (floor 14), who will then process the brief through the relevant channels. Under **NO CIRCUMSTANCES** are briefings to be sent directly to the Minister's office.
- Any attachments and/or correspondence prepared for Ministerial signature should also be contained under this request and forwarded with request to Coordinator Executive Briefings M&ESU (floor 14).

PLEASE NOTE – the brief must progress through MESU and have DG approval prior to meeting the MO deadline.

Ministerial and Executive Services Unit
Floor 22, Education House
30 Mary Street, Brisbane Q 4000

☎ 3006 4614

✉ jan.ramstrom@dete.qld.gov.au

Minister's Office File Ref:	
Department File Ref:	12/433194

Briefing Note

The Honourable John-Paul Langbroek MP
Minister for Education, Training and Employment

Action required: For Noting

Action required by: N/A

Urgent – Meeting scheduled for 26 November 2012

SUBJECT: MEETING BETWEEN THE MINISTER AND QUEENSLAND ASSOCIATION OF STATE SCHOOL PRINCIPALS (QASSP)

Summary of key objectives The Minister initially met with QASSP in May 2012.

- QASSP have confirmed an agenda will not be provided for the meeting, however, topics that may be discussed include:
 - Curriculum Activity Risk Assessment (CARA); and
 - Staffing Models.

Key issues

1. QASSP have advised there are no specific issues they wish to discuss with the Minister.
2. The purpose of the meeting is for general discussion and relationship building.

Implications

3. There are no implications.

Background

CARA

4. In a *Courier-Mail* article dated 17 November 2012, it was reported that the President of QASSP said workplace, health and safety is an ongoing issue in schools, citing time and budget constraints.
5. The Department is working to streamline the CARA process to reduce the administrative burden on schools while still ensuring schools are safe places for students to engage in a range of learning activities.

Staffing Models

6. QASSP have the view that the primary staffing model is not as generous as the secondary staffing model particularly in relation to the administrative positions.
7. In 2012, the primary school sector has received additional 15,000 Teacher Aide hours per week. The Acting Director-General has approved that these will continue to be allocated annually on the basis of P-6 enrolments.(Ref: 12/329736).
8. Over the next four years, the *Getting the Basics Right — Literacy and Numeracy* grants will allow state schools to help their youngest learners — those in Prep to Year 2 — to further enhance their literacy and numeracy skills.
9. In November 2012, the first round of grants were delivered to schools.

Minister's Office File Ref:	
Department File Ref:	12/433194

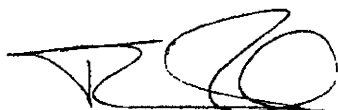
Right to information

10. I am of the view that the contents or attachments contained in this brief are suitable for publication.

Recommendation

That the Minister

note the information provided in this brief to support his meeting with QASSP on 26 November 2012.


NOTED

FIONA CRAWFORD**Chief of Staff**

**Office of the Hon John-Paul Langbroek MP
Minister for Education, Training and
Employment**

25/11/12

☐ Copy to Assistant Minister

**APPROVED/NOT APPROVED
ENDORSED/NOTED**


JOHN-PAUL LANGBROEK MP

**Minister for Education, Training and
Employment**

27/11/12

Minister's comments

--

Action Officer
Joan Braun
Senior Executive Officer Education
Queensland

Tel: 3237 0849

Endorsed by:
ADG
Marg Pethiyagoda Education
Queensland

Tel: 3237 01257
Mob:
Date: 22/11/12

Endorsed by:
DB
for Annette Whitehead

Tel: 3237 1070
Mob:
Date: 23/11/12

URGENT MINISTERIAL MEETING BRIEF REQUEST

Requested by: Jan Viking Ramstrom, Departmental Liaison Officer (3006 4614) YR

To: Programs and Policy, and Education Queensland

Subject: Minister to meet with Geoff Garrett, Queensland Chief Scientist

Date/time required by MESU: 3PM WEDNESDAY 5 DECEMBER 2012
Date/time required by MO: 3PM Friday 7 December 2012

Today's date: Wednesday, 16 January 2013

- Please provide an IBN, for the Chief of Staff and Minister to note.

Key Meeting Details

When: Tuesday 11 December 2012

Discussion Topics: SEE ATTACHED AGENDA 12/452017

The brief should address/include, without restricting it to, the following:

1. Address any issues that may be raised-or may exist-regarding the meeting subject, attendees and/or venue.
2. Provide detailed information about any relevant contentious issues and suggested responses to those issues.
3. Provide only relevant background information that may assist understanding of any issues.

When a departmental representative is requested to attend, please ensure they have noted the appointment in diary for attendance. Please also advise the requesting officer of the rep and indicate in the briefing and in TRIM notes.

Thank you for your assistance in providing this information by the date/time required.

Action required

- ☒ Action Officer to prepare IBN using the template

Preparation instructions

- If this brief requires additional information from another branch/directorate within the department, please liaise with the appropriate person to submit one consolidated response.
- Please TRIM brief and any attachments to Coordinator Executive Briefings M&ESU indicating in the TRIM notes that it has been approved by the appropriate officers. Please bring Coordinator Executive Briefings M&ESU attention to urgent documents.
- Hard copies of the approved IBN (and any attachments) should be returned to Coordinator Executive Briefings M&ESU (floor 14), who will then process the brief through the relevant channels. Under **NO CIRCUMSTANCES** are briefings to be sent directly to the Minister's office.
- Any attachments and/or correspondence prepared for Ministerial signature should also be contained under this request *and* forwarded with request to Coordinator Executive Briefings M&ESU (floor 14).

PLEASE NOTE – the brief must progress through MESU and have DG approval prior to meeting the MO deadline.

Minister's Office File Ref:	
Department File Ref:	12/455928

Briefing Note

The Honourable John-Paul Langbroek MP
Minister for Education, Training and Employment

Action required: For Noting

Action required by: N/A

Urgent: To inform the Minister regarding a meeting with Dr Geoff Garrett, AO, Queensland Chief Scientist, on 11 December 2012

SUBJECT: MINISTERIAL MEETING WITH THE QUEENSLAND CHIEF SCIENTIST

Summary of key objectives

- The Department of Education, Training and Employment (DETE) is liaising with the Office of the Queensland Chief Scientist (OQCS) on a number of science and science education issues.
- The Chief Scientist wishes to update and discuss developments on various issues with the Minister in his capacity as both A. Minister for Education, Training and Employment and B. Acting Minister for Science, Innovation, IT and the Arts.

Key issues

Education Matters

1. The Chief Scientist met with several senior department officials on 29 November 2012 to discuss several issues at the interface of science and education and the potential linkages between the OQCS and DETE, as follows:
 - **Health of Queensland Science Report** The Office of the Chief Scientist is currently completing the 'Health of Queensland Science' report which will catalogue the current state of Qld Science/Research & Development and, based on this information, issue recommendations on future policy. The Chief Scientist has provided draft presentation material and fact sheets on STEM to DETE for comment. DETE is reviewing the material and will further collaborate with OQCS to review and refine key messages, data and terminology in the report.
 - **Mapping STEM-related activity** The Chief Scientist sought DETE assistance to map, publicise and better coordinate STEM related activities delivered by academic and research institutions and organisations to schools. The OQCS will work with DETE through the Queensland Mathematics and Science Technology Centre, Toowong, to map the activities. The Chief Scientist indicated philanthropic opportunities may be leveraged through better coordination.
 - **'Team Queensland' application for Commonwealth funding** The Australian Government has allocated \$20 million to an 'Australian Science and Mathematics Partnership Program' which aims to engage secondary students in STEM subjects and careers. The Department will work with OQCS and the Qld University sector to develop a 'Team Queensland' submission for an appropriate share of this funding.

Minister's Office File Ref:	
Department File Ref:	12/455928

Science and Innovation Matters

2. **Science and Innovation Action Plan** This whole-of-Government plan and its accompanying framework is being developed through DSITIA Innovation and Science Development Division with the QQCS in response to the Government's election commitment to apply *Science and Innovation for Economic Success*. It identifies a coordinated set of actions to, inter alia, support business growth inc. by removing impediments to businesses driving innovation in Queensland; enhance collaboration and knowledge exchange between research and business; and appropriately maintain the momentum in Science and Technology/Research and Development that has been built in the state.

The plan is in the final stages of development following Queensland-wide consultation with universities, research institutes, large businesses (e.g. Microsoft, Rio Tinto), small businesses, local councils, industry peak bodies and most state government departments about elements in the Action Plan and its overall objectives.

3. **Audit Process** A number of audits of science capability across relevant government departments has been an integral component in establishing a baseline for delivering Election Commitment #397 which states that 'the Chief Scientist will be properly in charge of science policy, and enable the State's applied science efforts to be directed towards meeting our economic challenges'. An audit of the Science Delivery area of DSITIA was completed on 4 September 2012 and audits are currently nearing completion of Department of Agriculture, Fisheries and Forestry (DAFF) and also Science Investments in DSITIA. The next 'cab off the rank' will be Transport and Main Roads (TMR).
4. **EcoSciences Precinct, Boggo Road Stage 2** The Ecosciences Precinct — Stage 2, will create a centre of excellence in environment and resource management services and informatics, expanding and leveraging the Ecosciences Precinct — Stage 1 and building a significant economic, research and business hub that fosters knowledge creation, education and innovation. It aims to attract enduring partnerships with the world's leading organisations to support Queensland's long term sustainable economic development.
5. **Premier Engineering State** Early this year, working with the QQCS, Professor Graham Schaffer (Executive Dean of Engineering at UQ) produced a report "A proposal to build Queensland as a global centre of excellence for specialised engineering services" which was released in September and a copy forwarded to you. The Report proposes our State should become a world renowned centre for engineering services in the fields of Mining and Minerals, Unconventional Gas Extraction, Infrastructure, Bioengineering and Engineering Education. Key recommendations related to attracting 'tier 1' companies to the State and Government helping drive innovation through procurement.

Background

6. The 'Australian Science and Mathematics Partnership Program' was announced in the May 2012 Commonwealth budget. It is part of a \$54 million package of measures under the banner "Investing in science and maths for a smarter future". The program is intended to "support innovative partnerships between universities, schools and other organisations to improve secondary students' engagement in maths and science and increase the number of students who go on to study these subjects at university".

Right to information

7. I am of the view that the contents or attachments contained in this brief are **not suitable** for publication.

Minister's Office File Ref:	
Department File Ref:	12/455928

Recommendation

That the Minister

note the information provided in this brief for his meeting with the Queensland Chief Scientist on 11 December 2012.

NOTED


FIONA CRAWFORD**Chief of Staff**

Office of the Hon John-Paul Langbroek MP
Minister for Education, Training and
Employment

11/12/12

☐ Copy to Assistant Minister

APPROVED/NOT APPROVED
ENDORSED/NOTED


JOHN-PAUL LANGBROEK MP

**Minister for Education, Training and
Employment**

15/12/12

Minister's comments

--

Action Officer
Terri Burnet
PEO Science

Tel: 32371032

Date: 3/12/12

Endorsed by:

Robyn Rosengrave
Director
Curriculum Teaching and
Learning

Tel: 32 59877

Date: 4/12/12

Endorsed by:
ED

Sharon Mullins
State Schooling Strategy and
Evaluation

Tel: 32371902

Date: 5/12/12

Endorsed by:
ADG

Marg Pethiyagoda
State Schooling Operations
and Strategy

Tel: 32370157

Date: 5/12/12

Endorsed by:
A/DG

Annette Whitehead

Tel: 32370900

Date: 10/12/12

URGENT MINISTER MEETING BRIEF REQUEST

Requested by: Departmental Liaison Officer (3006 4614)

To: EDUCATION QUEENSLAND
Subject: PREVENTION AND EARLY INTERVENTION PROGRAMS
Date/time required: 10AM FRIDAY 21 DECEMBER 2012
Today's date: Wednesday, 16 January 2013

The Minister has agreed to meet with (b) - Contrary to Public Int President, 'New Beginnings' - SAPH Vision Quest Assoc. Inc. on Tuesday 8 January 2013 regarding:

- - Contrary to Publ would welcome a constructive meeting to discuss a number of possible solutions to extending our prevention and early intervention programs to a greater number of schools and students in Queensland throughout 2013–14. See 12/***** for further information.

Could the Department please prepare a Ministerial briefing note. Please note 12/383681

Please forward to DLO zz Departmental Liaison Officer by 10am Friday 21 December 2012.

The brief should address/include, without restricting it to, the following:

1. Address any issues that may be raised-or may exist-regarding the meeting subject, attendees and/or venue.
2. Provide detailed information about any relevant contentious issues and suggested responses to those issues.
3. Provide only relevant background information that may assist understanding of any issues.

When a departmental representative is requested to attend, please ensure they have noted the appointment in diary for attendance. Please also advise the requesting officer of the rep and indicate in the briefing and in TRIM notes.

Thank you for your assistance in providing this information by the date/time required.

Action required

- ☒ Action Officer to prepare IBN.

Preparation instructions

- If this brief requires additional information from another branch/directorate within the department, please liaise with the appropriate person to submit one consolidated response.
- Please TRIM brief and any attachments to zz *Departmental Liaison Officer* indicating in the TRIM notes that it has been approved by the appropriate officers.
- Any attachments and/or correspondence prepared for Ministerial signature should also be contained under this request and forwarded with request to zz *Departmental Liaison Officer*.

PLEASE NOTE – the brief must progress from the DLO to the DG for approval prior to meeting the MO deadline.

Minister's Office File Ref:	
Department File Ref:	12/465768

Briefing Note

The Honourable John-Paul Langbroek MP
Minister for Education, Training and Employment

Action required: Noting

Action required by: N/A

Routine – The Minister is meeting with - Contrary to Public Interest President, *New Beginnings* – SAPH Quest Association Incorporated (SAPH) on Tuesday 8 January 2013.

SUBJECT: PREVENTION AND EARLY INTERVENTION PROGRAMS

Summary of key objectives

- - Contrary to Public Interest wishes to discuss a number of possible solutions to extending the prevention and early intervention programs run by SAPH.
- Schools are required to develop a safe, supported and disciplined learning environment and make the decisions about the approaches, programs and practices they use to achieve this.

Key issues

1. Schools develop a school-wide approach to student behaviour management where:
 - the school community is involved in developing the school plan and implementing it;
 - school staff are trained in the approaches used;
 - clear and consistent behavioural expectations are set and taught;
 - positive behaviour is rewarded;
 - consequences are explicit and implemented fairly and consistently; and
 - data is collected, analysed and used to inform the approaches a school will use at a universal (programs for all students), targeted (for some students whose behaviour does not meet the expected standards despite the universal interventions), and intensive level (for a few students with severe behaviour challenges).
2. There are many commercial programs available for schools to choose from. A number of non-government organisations also offer programs.
3. Decisions about the use of approaches, programs or practices in Queensland state schools are made by the individual school. They are made in consultation with the school community, on the basis of student or community need and contextual fit.
4. The Department does not mandate individual programs or resources, but encourages schools to use evidence-based approaches or promising programs.
5. Evidence-based approaches or programs are those that have robust independent research such as randomised controlled trials or substantial evidence in the literature of their effectiveness in positively changing student behaviour.
6. Evidence-based programs which are used in schools need to have:
 - an explicit description of the program or practice so that others can implement it as intended to achieve the program outcomes;
 - clear definitions of the setting or context in which it should be implemented;
 - a description of who can implement them and what training is required;

Minister's Office File Ref:	
Department File Ref:	12/465768

- identification of the age of the students who will benefit from participation; and
 - a specific description of the expected measurable outcomes.
7. The Department has not located any independent evaluation of SAPH programs to measure its effectiveness in improving short-term or long-term student outcomes.
 8. Anecdotal evidence for this program is provided by way of teacher comments rather than empirical evidence of changed student behaviour.
 9. There are other programs and practices available for schools to use that have a sound evidence base and have been independently evaluated.

Implications

10. Schools are provided with the resources to purchase programs to support them to develop a safe, supportive and disciplined school environment.
11. If the Department was to promote or resource a program for anti-bullying, consideration would be given to using a program that had been found to have a strong evidence base.

Background

12. The Minister has agreed to meet with (b) - Contrary to Public Int President, of *New Beginnings* – SAPH Quest Association Incorporated (SAPH) on Tuesday 8 January 2013.
13. - Contrary to Public would like to discuss a number of possible solutions to extending his prevention and early intervention programs to a greater number of schools and students throughout Queensland in 2013 and 2014.
14. In 2012, SAPH was funded by the Gambling Community Benefit Fund to conduct workshops in 20 Queensland schools. It conducted workshops in 18 state schools with 1,844 students participating in the program.
15. Additionally an intensive weekend *New Beginnings* camp was provided for 19 at-risk vulnerable students.
16. The *Way of Community* in-school anti-bullying workshop is aimed at preventing anti-social behaviour in young people. The Minister attended a workshop at Surfers Paradise State School.
17. The programs teach children and young people about conservation, cooperation and the values present in a truly supportive community.

Right to information


18. I am of the view that the contents or attachments contained in this brief are suitable for publication.

Minister's Office File Ref:	
Department File Ref:	12/465768

Recommendation

That the Minister
Note the contents of this brief.

NOTED**NOTED**


FIONA CRAWFORD *Tim Edwards*
~~Chief of Staff~~ *S.P.A*
 Office of the Hon John-Paul Langbroek MP
 Minister for Education, Training and
 Employment


JOHN-PAUL LANGBROEK MP
 Minister for Education, Training and
 Employment

4 1 1 1 13

7 1 1 1 13

☐ Copy to Assistant Minister
Minister's comments

--

Action Officer Jean Smith	Endorsed by: ED Sharon Mullins	Endorsed by: ADG Marg Pethiyagoda	Endorsed by: DDG Lyn McKenzie	Endorsed by: DG Annette Whitehead
Tel: 3237 1366	Tel: 3224 5530	Tel: 3237 0157	Tel: 3237 0619	Tel: 3237 0900
	Date: 17/12/2012	Date: 17/12/2012	Date: 19/12/2012	Date: 20/12/12

"FOR IMMEDIATE ATTENTION"
URGENT MINISTERIAL EVENT BRIEFING NOTE REQUEST

Requested by: Jan Viking Ramstrom, Departmental Liaison Officer, (3006 4614)

To: Education Queensland
Subject: Minister to open QCPCA 63rd AGM & State Conference 2012
Event date: Friday 7 September 2012
Date/time required: to zz Departmental Liaison Officer by date specified below
Today's date: Monday, 20 August 2012

The Minister's office has requested a Ministerial Event Briefing Note and Speech regarding:

Minister to open QCPCA 63rd AGM & State Conference 2012

REFER TRIM 12/ 313343

A function profile has been requested from the event organiser and will forward to you as soon as I receive it.

EQ to prepare Event briefing note – **Due to MESU 3PM FRIDAY 31 AUGUST 2012**

The brief should address/include, without restricting it to, the following:

1. Address any issues that may be raised or may exist regarding the subject, attendees and/or venue.
2. Provide detailed information about any relevant contentious issues and suggested responses to those issues.
3. Provide only relevant background information that may assist understanding of any issues (maximum of 5 dot points).

CCM to prepare Speech - **Due to MO 3PM TUESDAY 4 SEPTEMBER 2012**

Thank you for your assistance in providing this information by the date/time required.

Action required

- ☒ Action Officers to prepare an event brief and speech. Please contain your response underneath this request in TRIM.

Preparation instructions

- ① If this brief requires additional information from another branch/directorate within the department, please liaise with the appropriate person to submit one consolidated response.
- ② **Please TRIM brief and any attachments to zz Departmental Liaison Officer, indicating in the TRIM notes that it has been approved by the appropriate officers. Please bring this officer's attention to urgent documents.**
- ④ Any attachments should also be contained under this request and if necessary forwarded to Departmental Liaison Officer.
- ⑤ Please contact the requesting officer **prior to** the due date should you wish to seek an extension.

Briefing Note

Chief of Staff

Office of the Minister for Education, Training and Employment

Action required: For Noting

Action required by:

Urgent – Information for Minister to open the QCPCA AGM and State Conference on 7 September 2012

SUBJECT: MINISTER'S OFFICAL OPENING OF THE QCPCA AGM AND STATE CONFERENCE

Summary of key objectives To provide information for the Minister who will open the QCPCA AGM and State Conference on 7 September 2012.

Key issues

1. Potential topics of interest that may be raised at the conference include:
 - Independent Public Schools
 - Getting Ready for Secondary Schooling implementation
 - Curriculum into the Classroom.
2. A Parent and Community Engagement Framework is being developed by the Department in consultation with the QCPCA and will be workshoped at the conference.

Independent Public Schools

3. The *Independent Public Schools* initiative will cut red tape, remove layers of management and give Queensland principals, teachers, parents and local communities greater control and ownership of their schools as well as greater input into decisions that affect them.
4. Principals have been consulting with P&Cs regarding the potential to implement the initiative in their school.
5. Through the application process, schools must detail the consultation that has occurred and the responses from parents to the proposal.
6. The role of parents and community in the school will be further strengthened through local decision-making, forming valuable partnerships.
7. Parents at *Independent Public Schools* will have enhanced opportunities to utilise greater control and ownership of their schools as well as greater input into decisions that affect them through the requirement to establish a school council.
8. School councils will be made up of parents, staff, student and community representation and will work with school stakeholders to set the strategic direction.
9. The P&C president will be an official member of the school council, along with the school principal.
10. Expression of interest applications close 7 September 2012 – the day the conference begins.

Getting Ready for Secondary Schooling

11. A big change for students and parents will occur in 2015 when Year 7 becomes the first year of high school as part of the Flying Start education reforms.
12. The move of Year 7 into high school follows the successful introduction of Prep as the first year of schooling in 2007 and the raising of the Year 1 entry age by six months in 2008.
13. As a result, by 2015 Queensland Year 7 students will be in their eighth year of schooling with more than half the students turning 13 years old.
14. To support this transition, 20 state schools will pilot the move of Year 7 into high school prior to 2015:
 - Year 7 students commenced at Murrumba State Secondary College in 2012.
 - Year 7 students will commence at 18 schools across the state in 2013, including Northern Beaches State High School here in Townsville.
 - Year 7 students will commence at Gordonvale State High School in 2014.
15. Junior Secondary will also be introduced for Years 8 and 9 in all state secondary schools from 2013, with Year 7 being included when it joins high school in 2015.
16. The Junior Secondary years will be supported by six guiding principles – distinct identity, quality teaching, student wellbeing, parent and community involvement, local decision-making and leadership.
17. Junior Secondary will have a strong emphasis on pastoral care and bridging the transition between primary and secondary school.
18. In addition, the transition is being supported by a capital investment of \$328.2 million in state secondary schools over four years from 2011–12.
19. All state high schools, including P-10 and P-12s, will receive support to meet the needs of accommodating Year 7 in a high school setting. This includes special schools enrolling high school aged students.
20. The infrastructure support or facilities received by each school will be determined on an as-needed basis.

Curriculum into the Classroom

21. In January 2012 Queensland schools commenced implementation of the Australian Curriculum.
22. Students from Prep to Year 10 are learning using the Australian Curriculum English, mathematics and science.
23. Teachers will commence implementation of the Australian Curriculum: History in F (Prep) to Year 10 in 2013.
24. Education Queensland schools, including the schools of distance education, have been provided with a comprehensive collection of curriculum planning materials and resources — *Curriculum into the classroom* (C2C) — to support and guide their implementation of the new curriculum.
25. C2C materials, including whole-school, year level, classroom planning examples materials, provide an exemplar of how schools can plan for teaching, learning and assessment using the Australian Curriculum.
26. Currently in a draft form for consultation, these materials offer a starting point for schools from which to adapt or adopt work programs and assessment to suit the unique needs of their students.
27. The unique needs of students and families enrolled through the schools of distance education are recognised through the provision of C2C materials tailored for their use.

28. Teachers will continue to have the flexibility to adopt or adapt each and every resource to suit their students' individual needs, while maintaining alignment with the Australian Curriculum, which is the mandated curriculum.
29. Following feedback from key stakeholders, including teachers, home tutors and parents, C2C Lesson plans have been streamlined, to reduce the amount of content covered as well as the level of detail provided.
30. Important revisions for 2013, which have been informed by feedback:
 - C2C materials will be aligned with Version 3 of the Australian Curriculum, the Content descriptions and Achievement standards.
 - The Teaching sequence and assessment tasks will be refined to reflect the changes to the Australian Curriculum.
 - Where possible (especially for English), the same texts have been selected so that schools do not have to purchase additional resources.

Parent and Community Engagement Framework

31. There have been initial consultations with the QCPCA regarding a draft Parent and Community Engagement Framework.
32. The Framework is a high-level document to support and strengthen engagement between schools, parents and carers, and the broader community.
33. This draft Framework will be workshopped at the conference. This engagement will replicate at a systemic level what the framework is seeking to encourage at the school level.
34. Associated materials such as resources for schools and parents, fact sheets and external readings are also being developed.
35. The department is keen to develop case studies to create a clearing house of Queensland's best and next practice examples and will look to work closely with the QCPCA to identify and develop these resources, particularly through identification of parents across Queensland who are effectively engaging with their school to support their child's learning outcomes.

Background

36. The theme of the 2012 conference is *Many Communities: One Voice*, feeding into George Otero's keynote speech *The "Outward Facing School": How Parents, communities and schools can work better together*.

Right to information

37. I am of the view that the contents or attachments contained in this brief **are suitable** for publication.

Recommendation

That the Chief of Staff

Note the information for the Minister to open the QCPCA AGM and State Conference on 7 September 2012.

NOTED

Fiona Crawford

Chief of Staff
Office of the Hon John-Paul Langbroek MP
Minister for Education, Training and Employment

/ /

☐ Copy to Assistant Minister

Chief of Staff's comments

--

Action Officer
Danielle McAllister
Principal Policy Officer
Operations and Reviews

Tel: 3405 6361

Endorsed by:
A/ADG
Sharon Mullins
State Schooling Operations
and Policy
Tel: 3237 0157
Mob:
Date:29/08/2012

FUNCTION PROTOCOL FORM**Minister John-Paul Langbroek MP,
Minister for Education, Training and Employment**

NAME OF ORGANISATION	Queensland Council of Parents and Citizens' Associations (QCPCA)
PURPOSE OF FUNCTION	Queensland Council of Parent and Citizens' Associations (QCPCA) 63 rd State Conference and AGM
TIME / DATE OF FUNCTION	Conference opening- Friday 7 th September 2012
VENUE AND ADDRESS	Jupiters Townsville Hotel & Casino Sir Leslie Thiess Drive Townsville QLD 4810 Australia
MINISTER'S ROLE <i>(ie speech, present awards, etc)</i>	Speech to open conference
OTHER DIGNITARIES ATTENDING	Nil
LATEST ARRIVAL TIME	12.30 pm
EARLIEST DEPARTURE TIME	1.15 pm
DRESS REQUIREMENT	Smart/Business
EMERGENCY CONTACT FOR THIS EVENT MOBILE EMAIL	Ms Madonna Stewart, QCPCA Office Manager 0438 264 060 OR Mr Peter Levett, Executive Services Manager 0401 819 722 <div>s.47(3)(b) - Contrary to Public Interest</div>
CAR PARKING ARRANGEMENTS <i>(To assist the Minister's driver please provide as much detail as possible.)</i>	We will collect the Minister from the airport
ENTRANCE AT WHICH THE MINISTER SHOULD ARRIVE	As above

SPEECH DETAILS	
PROJECT FUNDED BY PROPORTIONS	QCPCA
SPEECH TOPIC	<p>Parent engagement in education within the context of recent developments- The move of year 7 to high school, the introduction of the Australian curriculum, Independent Public Schools, Gonski Report.</p> <p>Welcoming the relationship QCPCA has with Education Qld. QCPCA and P&C involvement.</p> <p>QCPCA have transitioned from an incorporated Association to a Company Limited by Guarantee over the last year and will now be known as P&Cs Qld (<i>Note: if the Minister requires any further information then please do not hesitate to contact us</i>).</p> <p>The theme of the conference is "Many Communities: One Voice".</p> <p>Please feel free to add any updates that you believe delegates may wish to hear.</p>
LENGTH OF SPEECH	15- 20 minutes
SPEECH TO BE DELIVERED OUTDOORS / INDOORS	Indoors
LECTERN AVAILABLE	Yes
AUDIENCE SITTING / STANDING	Sitting
AUDIENCE PROFILE	QCPCA/P&C members, EQ, Reps from other associated organisations eg. Principal's association.
NO. OF PEOPLE ATTENDING	Approx. 150
MEDIA ATTENDING	Yes
OTHER IMPORTANT NOTES	
ACCOMPANYING THE MINISTER	Please assume that the Minister will be accompanied by an advisor, unless otherwise advised.
ACKNOWLEDGEMENT GIFTS	Please note that unless it is a cultural exchange, the Minister would prefer any acknowledgement gifts to be donated to charity or used to help fundraise.

RUN SHEET

Event:	Queensland Council of Parent and Citizens' Associations (QCPCA) 63 rd State Conference and AGM
Venue / Address:	Jupiters Townsville Hotel & Casino Sir Leslie Thiess Drive Townsville QLD 4810 Australia
Day / Date:	Friday 7 th September 2012
Time:	12.45 - 1.15 pm
Minister will be met by: Mobile contact number:	QCPCA CEO Manager, Peter Levett QCPCA President, 47(3)(b) - Contrary to Public Interest Conference Manager, Madonna Stewart Madonna Stewart: 0438 264 060 OR Mr Peter Levett: 0401 819 722
Acknowledgments:	QCPCA President, 47(3)(b) - Contrary to Public Interest QCPCA Executive and conference delegates P&C members across Queensland
Thanks:	QCPCA President, 7(3)(b) - Contrary to Public Interest Madonna Stewart, Conference Manager P&Cs across Qld
Time	Activity
12.45 - 1.15 pm	Conference opening speech

MINISTERIAL MEETING BRIEF REQUEST

Requested by: Aimee Armstrong, Departmental Liaison Officer (323 74093)

To: State Schooling Policy

Subject: Minister to meet with Elizabeth Fraser
Commission for Children and Young People and Child Guardian

Date/time required: 3pm Monday, 6 August 2012

Today's date: Tuesday, 15 January 2013

- Please provide an IBN, for the Chief of Staff to note.
- Please see letter contained within this request.

The brief should address/include, without restricting it to, the following:

1. Address any issues that may be raised-or may exist-regarding the meeting subject, attendees and/or venue.
2. Provide detailed information about any relevant contentious issues and suggested responses to those issues.
3. Provide only relevant background information that may assist understanding of any issues.

When a departmental representative is requested to attend, please ensure they have noted the appointment in diary for attendance. Please also advise the requesting officer of the rep and indicate in the briefing and in TRIM notes.

Thank you for your assistance in providing this information by the date/time required.

Action required

- ☒ Action Officer to prepare IBN using the template

Preparation instructions

- If this brief requires additional information from another branch/directorate within the department, please liaise with the appropriate person to submit one consolidated response.
- Please TRIM brief and any attachments to Coordinator Executive Briefings M&ESU indicating in the TRIM notes that it has been approved by the appropriate officers. Please bring Coordinator Executive Briefings M&ESU attention to urgent documents.
- Hard copies of the approved IBN (and any attachments) should be returned to Coordinator Executive Briefings M&ESU (floor 19), who will then process the brief through the relevant channels. Under **NO CIRCUMSTANCES** are briefings to be sent directly to the Minister's office.
- Any attachments and/or correspondence prepared for Ministerial signature should also be contained under this request and forwarded with request to Coordinator Executive Briefings M&ESU (floor 19).

PLEASE NOTE – the brief must progress through MESU and have DG approval prior to meeting the MO deadline.

Minister's Office File Ref:	
Department File Ref:	12/254227

Briefing Note

The Honourable John-Paul Langbroek MP
Minister for Education, Training and Employment

Action required: For noting

Action required by: 17 August 2012

Routine – The Minister is meeting with Ms Elizabeth Fraser, Commission for Children and Young People and Child Guardian on 22 August 2012.

SUBJECT: THE DEPARTMENT OF EDUCATION, TRAINING AND EMPLOYMENT'S WORK WITH THE COMMISSION FOR CHILDREN AND YOUNG PEOPLE AND CHILD GUARDIAN.

Summary of key objectives

- The Department of Education, Training and Employment (DETE) works collaboratively with the Commission for Children, Young People and Child Guardian (the Commission) on a range of activities that promote the wellbeing of children.
- The Minister is meeting with Elizabeth Fraser, Commissioner for Children and Young People and Child Guardian on 22 August 2012.

Key issues

1. DETE and the Commission are currently working collaboratively on a range of projects and services that promote the wellbeing of children, as detailed below.

Students in out-of-home care education outcomes

2. The Commission has made students in out-of-home care a major focus in 2012.
3. On 17 November 2011, the Commission hosted an Education Focus Forum titled *Kids in care: improving educational outcomes. What can we do to help?* On 14 March 2012, part 2 of the Education Focus Forum series was held, *Aboriginal and Torres Strait Islander kids in care: improving educational outcomes – what can we do to help?* Officers from Education Queensland attended these events.
4. An annual data collection about students in out-of-home care is conducted by DETE to provide a snapshot of the Education Support Funding Program (ESFP) to the Department of Communities, Child Safety and Disability Services (DCCSDS), as agreed in the *Education Outcomes (including Education Support Funding Program) Memorandum of Understanding (MOU)*.
5. The Commission most recently used this data in the *Queensland Child Guardian Key Outcome Indicators Update, Queensland Child Protection System 2008–2011* (available at: <http://www.ccypcg.qld.gov.au/reportsCP/index.aspx>).
6. DETE also provides data to the Commission which is used in its annual *Snapshot* series, where they draw together data from a range of sources to compile a contemporary portrait of the health, safety and wellbeing of children and young people in Queensland (available at: <http://www.ccypcg.qld.gov.au/resources/publications/reports.html>).
7. Officers from the Commission and DCCSDS have recently met with DETE senior officers to discuss the need for the outcomes for students in care to be better tracked and reported.
8. Changes to the program reporting requirements which would increase the effectiveness of the program, and an implementation strategy for regions is being developed and will be reflected in the new MOU currently being re-negotiated between DETE and DCCSDS.
9. DETE provides students in care additional educational support through the ESFP and the development of individual Education Support Plans (ESP).

Minister's Office File Ref:	
Department File Ref:	12/254227

10. In 2011-12 the DCCSDS provided \$6.6m to DETE for the additional support of 4,064 children in care in both state and non-state schools. DETE oversees the allocation of funds to Catholic and independent schools.
11. ESFP funds are expended on a range of educational support activities for students in care including teacher aide support for individual students, intensive learning support, homework and tutoring support, behaviour and social skills support, literacy and numeracy support, and personal classroom support.

Systems and Practice Review Committee

12. When a child dies within three years of DCCSDS having received information about that child, a Systems and Practice Review is conducted in accordance with Chapter 7A of the *Child Protection Act 1999*.
13. The Child Safety Directors Network (CSDN) provides a representative to attend each Systems and Practice Review Committee meeting to discuss case reviews. As a member of CSDN, DETE's Child Safety Director participates in Systems and Practice Review committee meetings when requested.

Daniel Morcombe Child Safety Curriculum

14. The development of the *Daniel Morcombe Child Safety Curriculum* (the Curriculum) is being guided by a high level working group including the Commissioner for Children and Young People and Child Guardian (the Commissioner).
15. The Curriculum is being developed using evidence based research to align with principles of best practice in child safety education.
16. Three experts involved in researching child abuse and its prevention agreed to be advisors in the development of the curriculum materials to ensure alignment with best practice in child safety education, including Dr Jennifer Sanderson from the Commission.
17. The Commissioner has been particularly interested in ensuring the Curriculum is clear that a child's safety is the responsibility of adults and possible evaluation mechanisms, both of which have been addressed in the materials.
18. The first phase materials have been approved by the Daniel Morcombe Child Safety Curriculum Working Group, the three experts and a range of education stakeholders.
19. The Curriculum will be released progressively during Term 3 2012 and will be available for all state and non-state schools to implement.

Blue card system and DETE staff

20. The Department requires all staff employed in schools in non-teaching roles to possess a current Blue Card. Employees are responsible for payment of the initial card with the department funding the ongoing renewal fee for permanent employees.
21. DETE staff in TAFE Institutes undertaking roles requiring interaction with students under 18 years old are also required to possess a current Blue Card. Additionally, all staff and volunteers in TAFE Institutes are required to have a criminal history check prior to commencement.
22. DETE staff in non-school or Institute locations undertaking roles requiring interaction with students under 18 years old or requiring them to regularly visit school grounds are also required to possess a current Blue Card.
23. Volunteers in schools, whose children do not attend that school, are required to possess a current Blue Card.
24. Teachers are not required to hold a blue card as their registration covers employment screening requirements for the department.

Implications

25. There are no media, legal or financial implications.

Background

Minister's Office File Ref:	
Department File Ref:	12/254227

26. The Commission is an independent statutory body with a broad mandate to promote and protect the rights, interests and wellbeing of all Queenslanders under 18, particularly those most vulnerable.
27. The Commission's mandate includes: promoting laws, policies and practices that uphold the rights of children and young people; reviewing and auditing policies and practices relating to services provided to children receiving child protection or in youth offending services; administering the blue card system; conducting research into matters affecting the safety and wellbeing of children and young people; investigating complaints about services to children and young people known to DCCSDS and maintaining Queensland's Child Death Register.

Right to information

28. I am of the view that the contents or attachments contained in this brief **are suitable** for publication.

Recommendation

That the Minister

Note the information provided about the Department of Education, Training and Employment's work with the Commission for Children and Young People and Child Guardian for the Minister's meeting with Elizabeth Fraser on 22 August 2012.

NOTED

**APPROVED/NOT APPROVED
ENDORSED/NOTED**

Fiona Crawford
Chief of Staff
Office of the Hon John-Paul Langbroek MP
Minister for Education, Training and Employment

JOHN-PAUL LANGBROEK MP
Minister for Education, Training and
Employment

/ /

/ /

☐ Copy to Assistant Minister

Minister's comments

--	--	--	--

Action Officer	Endorsed by:	Endorsed by:	Endorsed by:
Brett O'Connor	ADG	DDG/CO/ASSDG	DG/CO/ASSDG
Director, Child Safety	Marg Pethiyagoda	Lyn McKenzie	Julie Grantham
State Schooling Operations and Policy	State Schooling Operations and Policy	Education Queensland	Department of Education, Training and Employment
Tel: 3237 0919	Tel:	Tel:	Tel:
	Mob:	Mob:	Mob:
	Date: 30/07/2012	Date: 6/08/2012	Date: / /

FOR IMMEDIATE ATTENTION
URGENT MINISTERIAL BRIEFING NOTE REQUEST

Requested by: Marylu Lloyd, Departmental Liaison Officer (300 64614)

To: EDUCATION QUEENSLAND
Subject: Down Syndrome Association
Date/time required: 3PM MONDAY 1 OCTOBER 2012
Today's date: Monday 24 September 2012

The Minister will have a meeting with Ms Louise Lloyd from Down Syndrome Association of Queensland on Friday 5 October at 12.15pm at the Minister's office.

The Minister's Office has requested an IBN to be provided about the association.

Should further clarification be required concerning this request, the Director/Executive Director should urgently contact the issuing Departmental Liaison Officer.

Thank you for your assistance in providing this information by the date/time required.

Action required

- ☒ Action Officer to prepare response using the IBN template. Please contain your response underneath this request in TRIM.

Preparation instructions

- ① If this brief requires additional information from another branch/directorate within the department, please liaise with the appropriate person to submit one consolidated response.
- ② **Please TRIM brief and any attachments to Coordinator Executive Briefings M&ESU indicating in the TRIM notes that it has been approved by the appropriate officers. Please also indicate if consideration by the Director-General is required prior to forwarding to the Minister's office, and bring Coordinator Executive Briefings M&ESU attention to urgent documents.**
- ③ Hard copies of the approved response (and any attachments) should be returned to Coordinator Executive Briefings M&ESU (floor 14), who will then process the brief through the relevant channels. Under **NO CIRCUMSTANCES** are briefings to be sent directly to the Minister's office.
- ④ Any attachments and/or correspondence prepared for Ministerial signature should also be contained under this request and forwarded with request to Coordinator Executive Briefings M&ESU (Floor 14).

Minister's Office File Ref:	
Department File Ref:	12/360136

Briefing Note

The Honourable John-Paul Langbroek MP
Minister for Education, Training and Employment

Action required: For Noting

Routine – Information for meeting

SUBJECT: MEETING WITH THE DOWN SYNDROME ASSOCIATION OF QUEENSLAND

Summary of key objectives

- To provide the Minister with information for the meeting with Ms Louise Lloyd, Executive Officer, Down Syndrome Association of Queensland (DSAQ) at 12.15pm on 5 October 2012.

Key issues

1. The DSAQ provides advocacy and support for people with Down Syndrome. The organisation was established in 1976 by parents of people with the syndrome.
2. DSAQ offers information and support to parents, educators and health professionals.
3. The Minister received a copy of a letter dated 27 August 2012 (Ref: 12/335741) from the Honourable Campbell Newman, MP, Premier to Ms Lloyd, in relation to her request for information pertaining to the following:
 - Step up into Education initiatives
 - Building our schools fund
 - Review of the Queensland Studies Authority
 - Queensland schools plan commission
 - The provision of etablets in schools
 - The Skills and Training Taskforce report
4. Previous meetings between the Department and Ms Lloyd have focussed on options for the transition of young people with Down Syndrome from schooling to post-school.

Background

5. The Government has committed to provide every state special school with 20 etablets and every Special Education Program in state and non-state schools with 10 tablets for use by the students. Schools may choose to secure Apple iPads, Android or WIN 7 tablets.
6. The *More Support for Students with Disability National Partnership* (NP) is an Australian Government partnership designed to support schools to provide quality, inclusive education for students with disability.
7. The NP will provide the Department with an additional \$33 million to ensure that schools and teachers have the additional support that they need to cater for students with disability.
8. This includes an assistive technology teacher in each region who will work with schools to develop the capabilities of teachers. The teachers will use a variety of technologies to assist students with disability to access the curriculum on the same basis as their peers.

Minister's Office File Ref:	
Department File Ref:	12/360136

This State Government has committed an additional \$10.9 million over four years for speech-language pathologists (SLPs) in Queensland state schools to support students who face learning challenges. DSAQ will receive State Government funding of \$115,319 in 2012-13 under a service agreement that is administered by the Department (through Office of Non-State Education). The funding is for the provision of educational services to students with Down Syndrome.

Right to information

9. I am of the view that the contents or attachments contained in this brief **are suitable** for publication.

Minister's Office File Ref:	
Department File Ref:	12/360136

Recommendation

That the Minister

Note the information for the meeting with Ms Louise Lloyd, Executive Officer, DSAQ on 5 October 2012.

NOTED

**APPROVED/NOT APPROVED
ENDORSED/NOTED**

FIONA CRAWFORD
Chief of Staff
Office of the Hon John-Paul Langbroek MP
Minister for Education, Training and
Employment

JOHN-PAUL LANGBROEK MP
Minister for Education, Training and
Employment

/ /

/ /

☐ Copy to Assistant Minister

Minister's comments

--

Action Officer Gaenor Dixon Senior Adviser- Disability Policy State Schooling Operations and Strategy Tel: 3237 0834	Endorsed by: Marg Pethiyagoda ADG Education Queensland Tel: 32370157 Mob: Date 28/09/2012	Endorsed by: Lyn McKenzie DDG Education Queensland Tel: 3237 0619 Mob: Date: / /	Endorsed by: Julie Grantham DG Department of Education, Training and Employment Tel: 3237 0900 Mob: Date: / /
---	--	---	---

URGENT MINISTERIAL MEETING BRIEF REQUEST

Requested by: Jan Viking Ramstrom, Departmental Liaison Officer (3237 1068) YR

To: Education Queensland

Subject: Minister to meet with Gold Coast Dyslexia Support Group

Date/time required by MESU: 3PM WEDNESDAY 25 JULY
Date/time required by MO : 3PM FRIDAY 27 JULY

Today's date: Tuesday, 15 January 2013

- Please provide an IBN, for the Chief of Staff and Minister to note.

Key Meeting Details

When: Wednesday 1 August 2012
Where: Parliament House
Discussion Topics: Dyslexia

Departmental representative is requested to attend the meeting

The brief should address/include, without restricting it to, the following:

Gold Coast Dyslexia Support Group

1. Address any issues that may be raised-or may exist-regarding the meeting subject, attendees and/or venue.
2. Provide detailed information about any relevant contentious issues and suggested responses to those issues.
3. Provide only relevant background information that may assist understanding of any issues.

When a departmental representative is requested to attend, please ensure they have noted the appointment in diary for attendance. Please also advise the requesting officer of the rep and indicate in the briefing and in TRIM notes.

Thank you for your assistance in providing this information by the date/time required.

Action required

- ☒ Action Officer to prepare IBN using the template

Preparation instructions

- If this brief requires additional information from another branch/directorate within the department, please liaise with the appropriate person to submit one consolidated response.
- Please TRIM brief and any attachments to Coordinator Executive Briefings M&ESU indicating in the TRIM notes that it has been approved by the appropriate officers. Please bring Coordinator Executive Briefings M&ESU attention to urgent documents.
- Hard copies of the approved IBN (and any attachments) should be returned to Coordinator Executive Briefings M&ESU (floor 14), who will then process the brief through the relevant channels. Under **NO CIRCUMSTANCES** are briefings to be sent directly to the Minister's office.
- Any attachments and/or correspondence prepared for Ministerial signature should also be contained under this request and forwarded with request to Coordinator Executive Briefings M&ESU (floor 14).

PLEASE NOTE – the brief must progress through MESU and have DG approval prior to meeting the MO deadline.

Ministerial and Executive Services Unit
Floor 22, Education House
30 Mary Street, Brisbane Q 4000

☎ 3237 1068
☎ 3229 5335

✉ jan.ramstrom@dete.qld.gov.au

Minister's Office File Ref:	
Department File Ref:	12/269065

Briefing Note

The Honourable John-Paul Langbroek MP
Minister for Education, Training and Employment

Action required: For Noting

Action required by: 1 August 2012

URGENT – Requested brief for the Chief of Staff and Minister to note regarding meeting with Gold Coast Dyslexia Support Group on 1 August 2012

SUBJECT: MINISTER TO MEET WITH GOLD COAST DYSLEXIA SUPPORT GROUP

Summary of key objectives

1. To provide information regarding dyslexia including how it is defined and recognised, and the support provided by the Department of Education, Training and Employment.
2. To advise that Ms Robyn Rosengrave, Acting Executive Director, State Schooling Operations and Policy is the departmental representative attending the meeting. Ms Rosengrave may be contacted on telephone 323 59877.

Key issues

3. On 21 June 2012, (3)(b) - Contrary to Public Interest and (3)(b) - Contrary to Public Interest sent a letter on behalf of the Gold Coast Dyslexia Support Group seeking commendation for Robina State School to be a pilot school for the dyslexia friendly schools program.
4. 'Dyslexia' is a very broad term that literally means 'trouble with words'. There is no agreed national or international definition or diagnostic criteria for dyslexia.
5. Currently dyslexia is not considered a diagnosis by the *Diagnostic and Statistical Manual of Mental Disorders* (DSM) IV nor the *International Classification of Diseases* (ICD) 10. Both the DSM IV and ICD 10 do however, recognise Reading Disorder.
6. Under the definition of disability in the *Disability Discrimination Act 1992* (DDA), dyslexia is recognised as a learning disability and the Department is obliged to recognise dyslexia and address the barriers associated with learning.
7. 'Reading Disorder' and 'Specific Learning Disability' are not specific categories within the Department's Education Adjustment Program (EAP).
8. The Department provides a whole-school approach for students with a specific learning disability. This approach supports students with different levels of need, without the requirement for a formal diagnosis of disability. This is compatible with the dyslexia friendly schools approach.
9. Students are supported through the full array of student support services allocated to schools and regions, including learning support. State schools have access to a Support Teacher (Literacy and Numeracy). The role of this Support Teacher is to work within school teams and with classroom teachers, supporting them with advice and co-teaching, and to provide intensive literacy and numeracy teaching to students where appropriate.

Implications

10. The Department requires schools to make reasonable adjustments to ensure students with disability, whether they meet EAP criteria or not, are able to participate in education on the same basis as students without disability.
11. An additional \$26 million has been committed by the Queensland Government to provide principals with the opportunity to select literacy and numeracy programs and resources that are matched to the needs of their students.

Minister's Office File Ref:	
Department File Ref:	12/269065

12. Schools may choose to direct these programs and resources towards assisting students with specific learning disabilities, including dyslexia, to develop their reading, writing and maths skills.
13. Schools have the autonomy to select and provide programs, such as the dyslexia friendly schools approach, which best meet the needs of their students.
14. The *More Support for Students with Disabilities National Partnership* has an output specific to increasing teacher's knowledge of specific learning disability, including dyslexia.

Background

Definition of disability

15. The Department adheres to the DDA definition of disability which is very broad. The Department does not diagnose students but does recognise the range of disabilities covered by the DDA, including dyslexia.
16. Under the *Disability Standards for Education 2005* (the Standards) schools are required to identify students' barriers to learning and make reasonable adjustments to ensure that students can access and participate in the curriculum.

Education Adjustment Program

17. The Department provides a range of support services and resources to assist teachers to meet the diverse educational needs of all students, one of which is the Education Adjustment Program (EAP).
18. The six EAP categories include: autism spectrum disorder, hearing impairment, intellectual impairment, physical impairment, speech-language impairment and vision impairment. Each category has specific criteria that need to be met which is assessed by a state-wide verifier.
19. Students who meet EAP criteria are eligible for additional resources provided to each school site. However, verification under an EAP category does not mean a student receives additional targeted resourcing as funding is not allocated directly to students. Principals are responsible for the resources provided to support educational programs of all students in their school.

Student seaport services

20. The Department provides a range of support services and resources to assist teachers to meet the diverse educational needs of all students, in addition to the funding allocated through EAP.
21. These additional resources include support through speech-language therapy services, guidance support, behaviour support, learning support, use of assistive technology, alternate format materials and special provisions for assessment. This support is available for students with specific learning disabilities.

Work with SPELD

22. As a result of an identified need to increase information about specific learning disability, including dyslexia, the Department has worked closely with Specific Learning Difficulties Association Queensland (SPELD QLD Inc). This has resulted in:
 - a. the development of *Dyslexia Frequently Asked Questions* document
 - b. the update of the Learning and Disability section of the Department's website
 - c. the compilation of the *Discussion paper on dyslexia: Definition, identification, recognition and provision within Education Queensland*.

Right to information

23. I am of the view that the contents or attachments contained in this brief are **not suitable** for publication.

Minister's Office File Ref:	
Department File Ref:	12/269065

Recommendation


That the Minister

- **Note** the information regarding the key issues regarding dyslexia including how it is defined and recognised, and the continuum of support provided by the Department.

NOTED


FIONA CRAWFORD
 Chief of Staff
 Office of the Hon John-Paul Langbroek MP
 Minister for Education, Training and
 Employment

29/7/12
☐ Copy to Assistant Minister

**APPROVED/NOTAPPROVED
ENDORSED/NOTED**


JOHN-PAUL LANGBROEK MP
 Minister for Education, Training and
 Employment

30/7/12

Minister's comments

Copy to Tim please.

Action Officer
 Suzanne Rothwell
 Tel: 34056349

Endorsed by:
 ADG
 Marg Pethiyagoda
 Tel: 32370157
 Date: 25/7/12

Endorsed by:
 Director-General
 Sighted and Signed
 Date: 26/07/2012

Minister's Office File Ref:	
Department File Ref:	12/372738

Briefing Note

The Honourable John-Paul Langbroek MP
Minister for Education, Training and Employment

Action required: For Approval

Action required by: As soon as possible

Urgent – To implement the election commitment 'Getting the basics right - Literacy and Numeracy'

SUBJECT: ELECTION COMMITMENT - LITERACY & NUMERACY

Summary of key objectives

- To seek the Minister's approval of the methodology for the 2012 election commitment on Literacy & Numeracy, specifically that it be:
 - directed towards the early years of schooling P-2; and
 - based on enrolments and a needs based component using Index of Community Socio-Educational Advantage (ICSEA).
- To seek the Minister's support to announce details of the commitment in early Term 4 2012, for schools to plan how to resource their student intervention strategies for the 2013 school year with funds distributed to schools in Term 4 2012.

Key issues

1. The Queensland Government has committed up to \$26 million over four years to give principals more choice to select tailored literacy and numeracy programs that are matched to the needs of their students. This equates to approximately \$5.762 million per year for state schools.
2. The Department currently provides three grants – Year 2 net (\$5.7 million), Year 3 and 5 grant (\$10 million) and the Literacy Enhancement Grant (\$8 million) to schools to support students who require additional support. All these grants are for literacy and numeracy support in schools. The Literacy Enhancement Grant is based on total student enrolments.
3. The Department is proposing to aggregate these grants into one grant (Literacy & Numeracy Targeted Intervention Grant) with a component based on a predictor of performance, rather than actual performance, to provide schools with the flexibility to determine how best to provide support to students based on their identified need rather than categories of grants.
4. The predictor of performance reflects the needs based measure. It is proposed that this be measured by ICSEA as ICSEA is designed to account for the difference in NAPLAN performance. All school principals are aware of the ICSEA measure. The appropriateness of this measure can be reviewed once the outcomes of the Gonski Review are known.

Options

5. Three options for the methodology for the election commitment have been considered:
 - a. Option 1: Distribute funds to support early intervention P-2;
 - b. Option 2: Distribute funds to support literacy and numeracy intervention in primary schools; or
 - c. Option 3: Distribute funds to support literacy and numeracy intervention in P-12 (excluding special schools, given targeted funding for students with disability is provided).

Minister's Office File Ref:	
Department File Ref:	12/372738

Option 1

6. The early years of schooling (Prep – Year 2) is a critical time for students to develop foundational literacy and numeracy skills and requires that teachers continually monitor literacy and numeracy progress to ensure differentiation and alignment to individual student needs. Early intervention provides increased opportunities for success in future learning in all learning areas and in later life.
7. The needs based resourcing (staffing and grants) is designed to be a school based allocation to provide schools with more flexibility to design and deliver intervention targeted to the specific needs of their students. This will enable schools to deliver real and improved outcomes in literacy and numeracy for all of their students.
8. This proposal would double the funding for early years intervention to \$11.4 million.

Option 2

9. Currently \$10 million is funded based on Years 3 and 5 NAPLAN results. The proposition that the Department is working on would distribute these funds based on Years 3-6 enrolments.
10. Allocating the election commitment funds across P-7, would indicatively result in the P-2 years receiving a total of \$7.8 million and the remaining primary years \$13.6 million.
11. This relative level of funding does not support the research on early years intervention.

Options 3

12. Currently \$8 million is allocated to all schools with students from low socio-economic areas. Allocating the funds across P-12 would dissipate the level of funding which would not facilitate the provision of tailored literacy and numeracy programs.

Needs Based component

13. It is proposed that the needs based component be congruent with the Gonski Review. The review identified the categories of low SES, students with disability, Indigenous students, disadvantaged students with limited English language proficiency and remote school.
14. The proposal is to use ICSEA as the measure for educational disadvantage.
15. The Department already has a range of school resourcing (both labour and grants) that resource schools based on Indigeneity, students with disability, disadvantaged students with limited English language proficiency (refugees). Therefore it is not proposed to use any of these measures to avoid double counting.

Proposed Model

16. It is proposed that option 1 be approved – Distribute funds to support early intervention Prep-2 with the methodology have a needs based component using ICSEA as the measure. The title of the grant to be Getting the Basics Right – Literacy & Numeracy.
17. **Attachment 1** provides the individual school details.

Payment of Grant

18. It is proposed that the grant be paid to schools in the October Grant payment at the same time as the Literacy & Numeracy Targeted Intervention Grant.

Minister's Office File Ref:	
Department File Ref:	12/372738

19. As the methodology for the Literacy & Numeracy Targeted Intervention Grant is a major change to the way the funds were previously allocated, the Department plans to transition over five years. The transition for the first year is designed so that schools will lose only 10% of the calculated loss or \$1,000, which ever is the lesser, or receive additional funds with a maximum of \$40,000. This transition plan incorporates the election commitment.

Background

20. The Department has a range of resourcing for schools, both labour and grants to provide additional support to students with learning needs and disabilities.
21. Needs based resourcing models whether staffing or grants are to be based on the following set of principles
- Base plus model;
 - Needs based resourcing (staffing and grants) to be able to be allocated directly to schools rather than the regions;
 - Needs based resourcing methodologies for staffing and school grants to be in alignment;
 - Congruent with the Gonski Review;
 - Needs based resourcing to be aggregated to a global single allocation;
 - Needs based resourcing methodology designed so that it does not create a perverse incentive using a predictor of performance.

Right to information

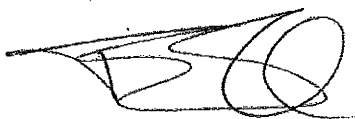
22. I am of the view that the contents or attachments contained in this brief are **not** suitable for publication.

Minister's Office File Ref:	
Department File Ref:	12/372738

Recommendation

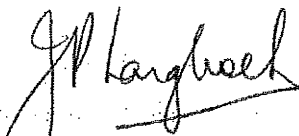
That the Minister

- **approve** Option 1 that the methodology to implement the Literacy & Numeracy commitment be:
 - directed towards the early years of schooling (P-2); and
 - based on enrolments and a needs based component using Index of Community Socio-Educational Advantage (ICSEA).
- **agree** that the Literacy & Numeracy Targeted Intervention Grant and the Getting the Basics Right – Literacy & Numeracy Grant both be paid in the October school grant payment.
- **announce** the rollout of the commitment early in Term 4 2012.

NOTED


FIONA CRAWFORD
 Chief of Staff
 Office of the Hon John-Paul Langbroek MP
 Minister for Education, Training and
 Employment

24/10/12

☐ Copy to Assistant Minister**APPROVED/NOT APPROVED
ENDORSED/NOTED**


JOHN-PAUL LANGBROEK MP
 Minister for Education, Training and
 Employment

29/10/12

Minister's comments

--	--	--	--	--

Action Officer	Endorsed by:	Endorsed by:	Endorsed by:	Endorsed by:
Marg Pethiyagoda	ADG	DDG	DDG	DG
Assistant Director General	Marg Pethiyagoda	Lyn McKenzie	Jeff Hunt	Julie Grantham
State Schooling Operations and Strategy	Assistant Director General State Schooling Operations and Strategy	Education Queensland	Corporate Services	DET
Tel: 323 70157	Tel: 323 70157	Tel: 323 70619	Tel: 340 56329	Tel: 323 71070
	Mob:	Mob:	Mob:	Mob:
	Date: 18/10/12	Date: 18/10/12	Date: 18/10/12	Date: 18/10/12

GRANT ALLOCATION MODEL - 2013

BUDGETS	
\$5,762,000	Getting the basics right - Literacy & Numeracy

School Code	Region	School	Type	HOST
591	CQR	Abercorn State School	SS	
1275	NQR	Abergowrie State School	SS	
25	MER	Acacia Ridge State School	SS	
1983	NCR	Agnes Water State School	SS	
598	NQR	Airville State School	SS	
801	NQR	Aitkenvale State School	SS	
2155	MER	Albany Creek State High School	SHS	
190	MER	Albany Creek State School	SS	
1892	MER	Albany Hills State School	SS	
38	NCR	Albert State School	SS	
2017	NCR	Aldridge State High School	SHS	
1963	FNR	Alexandra Bay State School	SS	
2175	SER	Alexandra Hills State High School	SHS	
405	SER	Alexandra Hills State School	SS	
1866	MER	Algester State School	SS	
155	CQR	Allenstown State School	SS	
773	CQR	Alligator Creek State School	SS	
3	DSR	Allora P-10 State School	SS	
430	NCR	Alloway State School	SS	
870	FNR	Aloomba State School	SS	
517	CQR	Alpha State School	SS	
1719	NCR	Amamoor State School	SS	
115	MER	Amberley District State School	SS	
1415	CQR	Ambrose State School	SS	
1629	DSR	Amiens State School	SS	
474	CQR	Anakie State School	SS	
1572	CQR	Andergrove State School	SS	
440	NQR	Annandale State School	SS	
1294	DSR	Applethorpe State School	SS	
312	CQR	Aramac State School	SS	
1266	SER	Aratula State School	SS	
813	DSR	Arcadia Valley State School	SS	
1997	SER	Arundel State School	SS	
296	MER	Ascot State School	SS	
186	MER	Ashgrove State School	SS	
1871	SER	Ashmore State School	SS	
512	MER	Ashwell State School	SS	
1004	MER	Aspley East State School	SS	
2076	MER	Aspley State High School	SHS	
610	MER	Aspley State School	SS	
2051	FNR	Atherton State High School	SHS	
789	FNR	Atherton State School	SS	
357	DSR	Augathella State School	SS	

ICSEA			
Factor Weighting			
1	2		
2010 ICSEA Factor	2011 ICSEA Factor	Average Weighted ICSEA Factor	Standardized ICSEA
943.85	962.33722	956.1748128	0.44
930.94	930.94	930.9400016	0.69
853.4	868.76038	863.6402507	1.36
973.59	980.68152	978.317679	0.22
1001.65	940.40833	960.8222168	0.39
911.96	907.99988	909.3199186	0.91
1029.58	1029.442	1029.488011	0.00
1019.71	1020.341	1020.130669	0.00
1057.43	1057.558	1057.515322	0.00
952.99	940.27002	944.510013	0.55
945.98	950.95209	949.2947249	0.51
977.63	968.95361	971.8457422	0.28
976.21	976.75677	976.5745166	0.23
953.05	952.71289	952.8252604	0.47
1001.16	1000.788	1000.912017	0.00
916.02	913.44409	914.3027279	0.86
955.44	956.56879	956.1925244	0.44
972.92	971.18182	971.7612158	0.28
953.77	956.41162	955.5310807	0.44
987.38	984.89313	985.722085	0.14
962.31	971.46271	968.411805	0.32
960.46	1001.543	987.8486865	0.12
983.78	982.12042	982.6736149	0.17
923.46	922.71143	922.9609505	0.77
965.69	956.66821	959.6754753	0.40
898.18	913.96918	908.7061182	0.91
895.49	892.81049	893.7036572	1.06
1035.17	1034.514	1034.732692	0.00
963.05	946.63318	952.1054525	0.48
922.03	926.39362	924.9390771	0.75
917.92	917.91998	917.9199886	0.82
1067.72	1005.982	1026.56133	0.00
1035.42	1033.333	1034.028672	0.00
1177.71	1176.78	1177.09002	0.00
1184.87	1182.891	1183.550661	0.00
997.93	1001.915	1000.586652	0.00
952.19	931.86871	938.6424756	0.61
1042.4	1040.718	1041.278678	0.00
956.61	955.15863	955.6424202	0.44
1091.72	1086.361	1088.147308	0.00
955.63	959.18573	958.0004867	0.42
914.7	919.2821	917.7547363	0.82
990.81	948.43341	962.5589404	0.37

ENROLMENTS		
WEIGHTINGS		
20%	Unweighted enrolments	
80%	ICSEA weighted enrolments	
132,091.0	146,980.5	497,531
Enrolments Years P - 2	Enrolments Years 3 - 6	Enrolments Years P - 12
14.2	5	21.2
4.5	5.5	13
115.5	128.6	283.6
118.5	141.5	293.5
21	12.5	42.5
144	186.5	381.5
0	0	1163.6
319.9	376	801.9
285.5	371.8	754.3
48.5	70	135
0	0	950.8
17	16	35.5
0	0	1214.3
107	148.5	288
435.2	430	972.7
160.1	187	396.6
172.5	185	410
67	63.5	229.5
23.5	25.5	51.5
38.5	41	87.5
17	28.5	65.35
20	31.5	61.5
328.1	263.5	660.6
45.5	33.5	93
30.5	39	81.5
42.9	47	103.9
131	175	365
334.95	402.5	881.45
13	24	42
17.5	14.5	46.5
12	9.5	22.5
4	1	5
421.9	496.9	1059.3
352	360.5	766.5
280	353	707.5
326.5	357	795
29.5	27	65.5
370.1	378	841.6
0	0	686
294	293	655.5
0	0	812.4
253.5	319	669
22	17.5	44

Getting the basics right Literacy & Numeracy
Election Commitment Grant
\$5,762,000
2013 Payment
\$656.22
\$305.09
\$14,479.92
\$3,231.67
\$886.98
\$12,426.13
\$0.00
\$2,790.90
\$2,490.78
\$2,725.25
\$0.00
\$557.73
\$0.00
\$5,251.33
\$3,796.81
\$13,133.04
\$7,969.06
\$2,202.95
\$1,098.94
\$806.10
\$607.67
\$382.37
\$7,725.24
\$3,395.39
\$1,318.15
\$3,724.48
\$13,054.26
\$2,922.20
\$646.02
\$1,276.31
\$947.23
\$34.90
\$3,680.78
\$3,070.95
\$2,442.80
\$2,848.48
\$1,805.69
\$3,228.86
\$0.00
\$2,564.94
\$0.00
\$20,046.12
\$896.54

7120 MER	Augusta State School	SS	N/A	994.50958	994.5095825	0.05	241	133.5	403.5	\$3,234.42
2078 MER	Aviation High	SHS	1016.34	1014.73	1015.266654	0.00	0	0	397	\$0.00
1901 NCR	Avoca State School	SS	953.71	957.19733	956.0348844	0.44	196.5	258	536	\$9,104.30
572 NCR	Avondale State School	SS	983.42	983.80151	983.6743424	0.16	16	13	34	\$363.03
908 NQR	Ayr East State School	SS	945.17	946.12439	945.8062598	0.54	244.6	287.1	611.7	\$13,473.04
2008 NQR	Ayr State High School	SHS	915.98	920.47961	918.9797428	0.81	0	0	496.5	\$0.00
451 NQR	Ayr State School	SS	817.46	805.82629	809.704196	1.90	74.1	99.5	199.35	\$12,708.48
1466 FNR	Babinda State School	SS	884.54	884.18469	884.3031283	1.16	44	47	226.2	\$4,738.45
317 DSR	Back Plains State School	SS	1006.12	1006.12	1006.119997	0.00	9	4.5	13.5	\$78.52
906 CQR	Bajool State School	SS	984.09	975.70721	978.5014762	0.21	19	15.5	40	\$515.17
1689 FNR	Balaclava State School	SS	746.86	756.88062	753.5404102	2.46	127	135.5	296	\$27,882.51
4 MER	Bald Hills State School	SS	1007.67	1009.836	1009.113999	0.00	282.9	270.9	613.8	\$2,468.10
1164 DSR	Ballandean State School	SS	975.54	959.2818	964.7011995	0.35	29.5	35	72.5	\$1,148.11
2043 MER	Balmoral State High School	SHS	1016.73	1014.413	1015.18535	0.00	0	0	469	\$0.00
1367 NQR	Bambaroo State School	SS	931.2	931.20001	931.2000081	0.69	2	2	6	\$135.15
521 CQR	Banana State School	SS	967.48	941.07489	949.8765934	0.50	13	23	36.5	\$670.80
1989 NCR	Banksia Beach State School	SS	998.14	997.25452	997.5496777	0.02	444.5	467.4	1037.4	\$4,809.63
1605 CQR	Baralaba State School	SS	777.13	811.51678	800.0545231	2.00	27	36	97	\$4,853.49
531 CQR	Barcaldine Prep-12 State School	SS	934.55	953.38708	947.1080566	0.53	59	62.5	262	\$3,184.13
1041 MER	Bardon State School	SS	1191.11	1188.993	1189.698695	0.00	120.9	137	274.9	\$1,054.77
702 NCR	Bargara State School	SS	952.17	958.26593	956.2339535	0.44	150.9	169	354.9	\$6,965.85
777 NQR	Barkly Highway State School	SS	888.68	896.61719	893.9714583	1.06	253	244	561.5	\$25,153.70
1730 FNR	Bartle Frere State School	SS	978.76	960.86359	966.8290576	0.33	6	8	19	\$222.59
387 CQR	Bauhinia State School	SS	915.59	915.59003	915.5900179	0.84	5.5	7.5	13	\$445.11
966 NCR	Bauple State School	SS	928.86	936.81958	934.1663867	0.66	25	33.5	67	\$1,625.97
1798 SER	Bay View State School	SS	1039	1039.3	1039.200033	0.00	235	232	516.5	\$2,050.21
1961 NCR	Beachmere State School	SS	947.12	950.50171	949.3744727	0.51	157.4	172.5	375.9	\$8,189.47
1672 CQR	Beaconsfield State School	SS	929.1	928.00592	928.3706136	0.72	169	197	426.5	\$11,829.41
2083 SER	Beaunesert State High School	SHS	953.59	955.34338	954.7589225	0.45	0	0	1456	\$0.00
158 SER	Beaunesert State School	SS	929.06	930.19531	929.816875	0.70	241.7	300.5	635.7	\$16,619.14
1019 CQR	Bedourie State School	SS	680.23	680.20001	680.2100081	3.20	7.5	4.5	14	\$2,117.06
681 SER	Beechmont State School	SS	1057.1	1061.991	1060.360645	0.00	56.5	65.5	138	\$492.92
2084 SER	Beenleigh State High School	SHS	916.8	920.1806	919.0537354	0.81	0	0	849	\$0.00
6 SER	Beenleigh State School	SS	919.24	916.27588	917.2639193	0.83	168.8	209.4	432.2	\$13,419.13
1598 NCR	Beerburum State School	SS	945.91	952.13263	950.0584196	0.50	66.5	63	149.5	\$3,421.07
2109 NCR	Beerwah State High School	SHS	982.78	977.67828	979.3788558	0.21	0	0	906	\$0.00
569 NCR	Beerwah State School	SS	972.11	965.90723	967.9748177	0.32	185	200.5	452	\$6,681.98
187 DSR	Begonia State School	SS	900	900	900	1.00	6.5	9	16.5	\$612.72
509 NQR	Belgian Gardens State School	SS	1018.95	1026.679	1024.102637	0.00	205.6	277	562.1	\$1,793.71
781 DSR	Bell State School	SS	967.35	962.56873	964.1624837	0.36	31.5	30	90.5	\$1,240.47
1768 FNR	Bellenden Ker State School	SS	974.37	928.27417	943.6394466	0.56	11	14.5	28.5	\$626.29
1925 SER	Bellevue Park State School	SS	1041.18	1039.923	1040.341982	0.00	228.5	234	539	\$1,993.50
226 MER	Belmont State School	SS	1103.4	1107.335	1106.023307	0.00	368.2	396	853.2	\$3,212.28
393 CQR	Benaraby State School	SS	982.46	986.30878	985.0258512	0.15	42.5	52.5	110.5	\$915.16
1631 DSR	Benarkin State School	SS	960.38	923.30811	935.6654036	0.64	13	14	28	\$828.83
2150 SER	Benowa State High School	SHS	1028.55	1027.55	1027.883366	0.00	0	0	1941	\$0.00
481 SER	Benowa State School	SS	1072.26	1069.674	1070.535967	0.00	322	454	922.5	\$2,809.22
452 FNR	Bentley Park College	SS	889.36	888.5531	888.8220671	1.11	279.5	344	1556.25	\$29,019.53
1867 SER	Berrinba East State School	SS	917.19	914.79572	915.5938102	0.84	196	230.4	496.9	\$15,861.47
1546 CQR	Berserker Street State School	SS	844.75	849.33459	847.8063965	1.52	199	220	483	\$27,643.41
996 FNR	Biboohra State School	SS	923.11	930.80792	928.2419482	0.72	41	63	119	\$2,874.37
1663 DSR	Biddeston State School	SS	991.47	1007.364	1002.066009	0.00	20	29.5	61.5	\$174.49
666 CQR	Biggenden State School	SS	939.86	930.82318	933.8354541	0.66	30.5	32.5	103.5	\$1,992.32
65 SER	Biggera Waters State School	SS	1011.1	1015.693	1014.161995	0.00	368	367	831	\$3,210.54
2085 CQR	Biloela State High School	SHS	944.79	943.68658	944.0543896	0.56	0	0	523	\$0.00
1822 CQR	Biloela State School	SS	898.01	898.12878	898.0891895	1.02	126.5	198	380	\$12,131.28

1397	CQR	Binjour Plateau State School	SS	1030.75	1021.768	1024.762004	0.00	6	8.5	14.5	\$52.35
1679	CQR	Birdsville State School	SS	571.15	571.15002	571.1500163	4.29	0	2	3.5	\$0.00
1915	SER	Birkdale South State School	SS	994.49	994.64429	994.5928581	0.05	262	295	640	\$3,497.59
1545	SER	Birkdale State School	SS	986.7	983.89191	984.8279378	0.15	298.45	280.5	665.45	\$6,477.13
299	CQR	Blackall State School	SS	928.65	927.75891	928.0559408	0.72	31	40	144	\$2,178.24
739	DSR	Blackbutt State School	SS	951.32	936.453	941.4086686	0.59	68	87	176	\$4,001.37
1891	CQR	Blackwater North State School	SS	959.61	964.07031	962.5835417	0.37	210	236.5	493	\$8,553.42
2134	CQR	Blackwater State High School	SHS	903.61	914.9057	911.1404671	0.89	0	0	335	\$0.00
396	CQR	Blackwater State School	SS	928	916.2486	920.1657308	0.80	76	84	189.5	\$5,853.14
1565	MER	Blair State School	SS	927.08	933.16412	931.1360824	0.69	195.7	175	412.2	\$13,235.37
316	DSR	Blenheim State School	SS	932.94	948.73608	943.4707227	0.57	44.5	36.5	90	\$2,540.05
952	NCR	Bli Bli State School	SS	972.33	974.33582	973.6672103	0.26	196.5	244.5	513	\$6,140.53
1173	FNR	Bloomfield River State School	SS	604.09	605.112	604.771333	3.95	14.5	14.5	37	\$5,028.68
981	CQR	Bloomsbury State School	SS	910.81	913.47913	912.5894173	0.87	31.5	29.5	65.5	\$2,630.12
612	NQR	Bluewater State School	SS	936.95	940.68689	939.4412598	0.61	108	125	261	\$6,536.87
344	CQR	Bluff State School	SS	798.81	823.81879	815.4825244	1.85	16.5	21	44	\$2,748.27
1299	NQR	Bohlevale State School	SS	918.99	916.8894	917.5896029	0.82	289.75	339.5	722.75	\$22,953.60
425	DSR	Bollon State School	SS	937.69	937.69	937.6900016	0.62	16.5	17	34.5	\$1,023.41
2105	SER	Boonah State High School	SHS	969.13	972.33051	971.2636702	0.29	0	0	578.5	\$0.00
333	SER	Boonah State School	SS	962.85	969.92468	967.5664551	0.32	99	119.5	247.5	\$3,610.35
1603	MER	Boondall State School	SS	972.38	977.22113	975.6074202	0.24	271	332	698.5	\$8,018.85
1542	NCR	Booyal Central State School	SS	954.44	953.35712	953.7180778	0.46	7.5	11	20.5	\$362.36
1981	SER	Boronia Heights State School	SS	930.04	931.78961	931.2064079	0.69	272	290.1	640.1	\$18,379.24
899	CQR	Bororen State School	SS	983.75	983.75	983.75	0.16	14.5	19	38.5	\$328.06
57	CQR	Bouldercombe State School	SS	944.42	943.77039	943.9869238	0.56	54	60.5	128.5	\$3,058.46
595	NQR	Boulia State School	SS	661.33	661.33002	661.3300114	3.39	15.5	12	31	\$4,625.58
6134	NCR	Bounty Boulevard State School	SS	1072.62	1070.397	1071.137982	0.00	385.2	303.5	744.2	\$3,360.60
2065	NQR	Bowen State High School	SHS	911.13	914.32123	913.2574854	0.87	0	0	566.9	\$0.00
10	NQR	Bowen State School	SS	925.13	925.13	925.1300033	0.75	163.5	201.5	432	\$11,897.66
815	DSR	Bowenville State School	SS	1003.32	1017.2	1012.573341	0.00	11.5	11	25	\$100.33
1191	CQR	Boyne Island State School	SS	969.49	974.43188	972.7845898	0.27	130.5	152	330	\$4,176.59
1465	CQR	Boynewood State School	SS	939.79	937.61157	938.3377148	0.62	9.5	16.5	32	\$583.97
2118	MER	Bracken Ridge State High School	SHS	969.85	971.80939	971.1562581	0.29	0	0	493.5	\$0.00
772	MER	Bracken Ridge State School	SS	981.4	976.52802	978.1520101	0.22	183.8	227.8	469.6	\$5,038.54
466	NQR	Brandon State School	SS	915.72	929.65271	925.0084733	0.75	26.5	23	56.5	\$1,931.12
1066	NCR	Branyan Road State School	SS	964.72	973.33002	970.4600114	0.30	112	102.5	241	\$3,807.21
571	MER	Brassall State School	SS	927.78	921.23901	923.4193424	0.77	304	335	746.5	\$22,566.48
2173	NCR	Bray Park State High School	SHS	969.09	971.7793	970.8828646	0.29	0	0	752	\$0.00
339	NCR	Bray Park State School	SS	961.14	959.48828	960.0388542	0.40	202.7	261	539.7	\$8,697.31
2050	MER	Bremer State High School	SHS	932.06	935.06598	934.063986	0.66	0	0	1552.5	\$0.00
2181	NCR	Bribie Island State High School	SHS	962.32	958.31122	959.6474788	0.40	0	0	967.8	\$0.00
540	NCR	Bribie Island State School	SS	934.27	932.57922	933.1428158	0.67	249.5	297.5	637.5	\$16,445.63
1133	DSR	Brigalow State School	SS	969.17	954.33978	959.2831885	0.41	3	8	16	\$130.66
1669	MER	Brighton State School	SS	993.97	1002.052	999.3580013	0.01	145	165.5	338	\$1,344.65
7573	NCR	Brightwater State School	SS		977.89642	977.8964233	0.22	123	107.5	238	\$3,398.71
2104	MER	Brisbane Bayside State College	SHS	953.49	955.38849	954.7556592	0.45	0	0	937.5	\$0.00
207	MER	Brisbane Central State School	SS	1139.4	1146.781	1144.320671	0.00	99.5	91	213	\$868.07
3605	MER	Brisbane School of Distance Education	SDE	1017.37	1015.946	1016.420656	0.00	128	430.6	2284.6	\$1,116.71
2003	MER	Brisbane State High School	SHS	1095.4	1095.271	1095.313997	0.00	0	0	2262	\$0.00
1381	SER	Broadbeach State School	SS	1038.52	1033.886	1035.430658	0.00	294.5	301	666	\$2,569.30
1071	DSR	Broadwater State School	SS	934.67	933.49353	933.8856868	0.66	12	14	29	\$783.35
16	MER	Brookfield State School	SS	1150.77	1150.439	1150.54931	0.00	206.4	271	533.5	\$1,800.69
311	DSR	Brookstead State School	SS	960.7	960.70001	960.7000081	0.39	10	14.5	26.5	\$423.42
1035	NCR	Brooweena State School	SS	942.03	949.39252	946.9383447	0.53	6	10	19	\$324.68
2164	SER	Browns Plains State High School	SHS	937.62	939.10681	938.6112077	0.61	0	0	1141	\$0.00
1922	SER	Browns Plains State School	SS	920.03	925.09949	923.4096582	0.77	207	265.5	557	\$15,367.71

1939	CQR	Bucasia State School	SS	956.13	955.63391	955.7992741	0.44	141	141	315.5	\$6,561.27
1888	NCR	Buddina State School	SS	1016.85	1018.5	1017.95	0.00	259	303.3	654.3	\$2,259.59
223	NCR	Buderim Mountain State School	SS	1063.64	1063.061	1063.254023	0.00	418.4	470.2	996.1	\$3,650.24
1124	CQR	Builyan State School	SS	934	934.03278	934.0218506	0.66	8	14	25	\$521.30
17	MER	Bulimba State School	SS	1152.77	1155.505	1154.593337	0.00	348.6	317	723.6	\$3,041.29
962	NCR	Bullyard State School	SS	971.47	932.83893	945.7159521	0.54	13	29	46.5	\$717.07
18	NCR	Bundaberg Central State School	SS	911.05	865.14429	880.4461914	1.20	28.5	36.5	80	\$3,163.25
497	NCR	Bundaberg East State School	SS	927.14	931.31927	929.9261833	0.70	248.9	241.5	561.9	\$17,090.93
2019	NCR	Bundaberg North State High School	SHS	934.02	940.81042	938.5469499	0.61	0	0	894	\$0.00
161	NCR	Bundaberg North State School	SS	920.33	923.61322	922.5188135	0.77	164.5	202.5	431	\$12,337.86
637	NCR	Bundaberg South State School	SS	877.56	881.09882	879.9192106	1.20	77.5	93.5	200	\$8,636.77
2004	NCR	Bundaberg State High School	SHS	940.08	939.34161	939.5877425	0.60	0	0	1333.4	\$0.00
1836	NCR	Bundaberg West State School	SS	888.96	894.6449	892.7499316	1.07	123.5	134	298	\$12,407.63
19	MER	Bundamba State School	SS	902.86	902.56079	902.6605273	0.97	258.2	277.7	621.4	\$23,751.58
2130	MER	Bundamba State Secondary College	SHS	901.76	905.00122	903.9208138	0.96	0	0	777.5	\$0.00
1508	DSR	Bungunya State School	SS	1002.24	974.29468	983.6097852	0.16	13.5	14.5	29	\$307.05
853	DSR	Bunker's Hill State School	SS	981.24	985.49933	984.0795524	0.16	87.5	90	202	\$1,954.99
894	MER	Buranda State School	SS	1174.48	1178.264	1177.002692	0.00	96.5	91	206	\$841.89
530	NQR	Burketown State School	SS	712.3	628.79883	656.6325521	3.43	13.5	16	35	\$4,082.98
1568	SER	Burleigh Heads State School	SS	994.68	996.31879	995.7725244	0.04	225	266.5	571	\$2,776.61
319	NCR	Burnett Heads State School	SS	924.18	943.97052	937.37368	0.63	67	73.5	164.5	\$4,173.78
2089	CQR	Burnett State College	SHS	949.79	948.24481	948.7598747	0.51	0	0	221.9	\$0.00
2145	NCR	Burnside State High School	SHS	963.15	966.88312	965.6387451	0.34	0	0	531.5	\$0.00
1873	NCR	Burnside State School	SS	940.75	941.27899	941.1026611	0.59	178.5	203.5	441.5	\$10,550.32
5553	NCR	Burpengary Meadows State School	SS	997.14	999.07532	998.4302116	0.02	196.5	273.5	532.8	\$1,978.18
601	NCR	Burpengary State School	SS	963.44	963.86292	963.7219434	0.36	428	459	1005.5	\$17,015.89
1129	DSR	Burra Burri State School	SS	1000.18	1006.241	1004.220685	0.00	3	5.5	11.5	\$26.17
1966	SER	Burrowes State School	SS	940.23	939.8797	939.9964665	0.60	313.9	303.8	711.2	\$18,850.22
1427	FNR	Butchers Creek State School	SS	875.76	892.16309	886.6953906	1.13	9.5	10	22	\$1,003.63
379	NQR	Bwgcolman Community School	COM S	581.46	590.04089	587.1805957	4.13	63.5	88.8	287.3	\$22,977.64
1318	CQR	Byfield State School	SS	986.86	986.85999	986.8599902	0.13	17	11.5	34.5	\$339.39
1047	DSR	Bymount East State School	SS	1030.76	1031.965	1031.563311	0.00	5	7.5	16.5	\$43.62
1903	NCR	Caboolture East State School	SS	908.55	916.96979	914.1631917	0.86	238.7	261.6	565.8	\$19,609.11
2066	NCR	Caboolture State High School	SHS	943.4	946.21149	945.2743245	0.55	0	0	1123	\$0.00
369	NCR	Caboolture State School	SS	909.55	911.63062	910.9370768	0.89	257.5	261.5	600.5	\$21,864.13
3601	FNR	Cairns School of Distance Education	SDE	1014.41	1014.41	1014.409982	0.00	54.7	75.4	389.7	\$477.22
2005	FNR	Cairns State High School	SHS	1002	1003.083	1002.722005	0.00	0	0	1429.45	\$0.00
1522	FNR	Cairns West State School	SS	715.59	721.20422	719.3328158	2.81	282	291.5	652	\$70,164.06
1699	MER	Calamvale Community College	SS	1026.06	1023.173	1024.135316	0.00	424.5	556.5	2206.5	\$3,703.46
1550	CQR	Calen District State College	SS	935.93	936.02179	935.991193	0.64	46.5	55.5	207.7	\$2,951.72
20	CQR	Calliope State School	SS	949.31	949.85938	949.67625	0.50	205.5	220.5	499	\$10,639.05
2116	NCR	Caloundra State High School	SHS	979.7	984.18622	982.6908122	0.17	0	0	1178.5	\$0.00
859	NCR	Caloundra State School	SS	984.75	990.49701	988.5813395	0.11	178.5	209.5	489.5	\$3,300.80
196	DSR	Cambooya State School	SS	950.3	961.03119	957.454126	0.43	57	58.5	132.5	\$2,571.74
483	NQR	Cameron Downs State School	SS	1077.39	1077.39	1077.39001	0.00	1.5	2.5	4	\$13.09
352	MER	Camira State School	SS	928.59	930.2973	929.7282015	0.70	276.5	308	651.5	\$19,032.94
714	NQR	Camooweal State School	SS	617.57	695.99127	669.850848	3.30	19.5	20	43	\$5,677.15
1854	MER	Camp Hill State Infants and Primary School	SS	1100.26	1099.266	1099.597327	0.00	362.2	342.2	788.4	\$3,159.94
1967	SER	Caningeraba State School	SS	989.14	992.04883	991.0792188	0.09	414	443.5	973	\$6,771.04
1476	MER	Cannon Hill State School	SS	1014.03	1019.09	1017.403351	0.00	108	123.5	261	\$942.22
589	NQR	Cannonvale State School	SS	995.77	989.95618	991.8941178	0.08	232.5	276.5	571.5	\$3,640.51
566	SER	Canungra State School	SS	1027.7	1025.769	1026.412695	0.00	134	173	352.5	\$1,169.05
5534	SER	Capalaba State College	SS	959.23	959.94891	959.7092757	0.40	185.5	273	1031.7	\$8,011.60
2182	CQR	Capella State High School	SHS	963.24	960.47192	961.3946159	0.39	0	0	141.5	\$0.00
410	CQR	Capella State School	SS	974.6	962.66638	966.6442546	0.33	68.5	84.5	174	\$2,552.10
3612	CQR	Capricornia (Emerald Campus) School of Distance Educa	SDE	993.18	1000.339	997.9526595	0.02	53.5	66.8	227	\$560.44

927 FNR	Caravonica State School	SS	959.92	954.29272	956.1684831	0.44	173	211	440	\$7,995.72
278 SER	Carbrook State School	SS	1022.04	1023.79	1023.206652	0.00	169	161	377.4	\$1,474.40
136 FNR	Cardwell State School	SS	909.43	844.40582	866.0805485	1.34	32.5	41	87.5	\$4,006.59
1552 MER	Carina State School	SS	1011.32	1007.92	1009.053322	0.00	124.5	158.7	332.7	\$1,086.17
1806 CQR	Carmila State School	SS	963.04	958.32178	959.8945182	0.40	13	25	42	\$559.40
1044 MER	Carole Park State School	SS	786.06	786.09998	786.0866504	2.14	77.7	109.1	213.3	\$14,895.64
2025 MER	Cavendish Road State High School	SHS	1038.44	1039.989	1039.472676	0.00	0	0	1281.5	\$0.00
135 CQR	Cawarral State School	SS	962.79	959.47803	960.5820182	0.39	35	56.5	114	\$1,485.49
734 DSR	Cecil Plains State School	SS	947.17	964.13373	958.479152	0.42	25	27	74	\$1,106.04
160 SER	Cedar Creek State School	SS	986.72	985.97137	986.2209163	0.14	89.5	116.5	233	\$1,835.73
2121 DSR	Centenary Heights State High School	SHS	1004.29	1009.603	1007.832018	0.00	0	0	1249.5	\$0.00
1668 MER	Centenary State High School	SHS	1042.64	1041.479	1041.866003	0.00	0	0	1154.5	\$0.00
2282 NCR	Chancellor State College	SS	1023.41	1024.105	1023.87332	0.00	390.75	472.5	2256.2	\$3,409.02
1872 MER	Chapel Hill State School	SS	1177.96	1175.675	1176.436699	0.00	255.5	273.5	603.5	\$2,229.06
3602 DSR	Charleville School of Distance Education	SDE	1032.66	1035.458	1034.525339	0.00	59.5	66.4	157.8	\$519.10
2068 DSR	Charleville State High School	SHS	878.05	882.49078	881.0105225	1.19	0	0	231.5	\$0.00
185 DSR	Charleville State School	SS	828.03	833.92517	831.9601139	1.68	87.05	112	240.05	\$13,272.22
823 DSR	Charlton State School	SS	954.18	931.12708	938.8113835	0.61	12.5	18	33	\$763.32
215 NQR	Charters Towers Central State School	SS	819.78	820.94452	820.556346	1.79	53.7	78.05	150.75	\$8,711.29
3610 NQR	Charters Towers School of Distance Education	SDE	977.27	985.79749	982.9549902	0.17	62.75	85.9	351.15	\$1,462.37
2006 NQR	Charters Towers State High School	SHS	874.84	863.24823	867.1121533	1.33	0	0	382	\$0.00
1924 SER	Chatswood Hills State School	SS	985.77	986.12817	986.0087826	0.14	274	282.35	644.25	\$5,669.73
915 NCR	Chatsworth State School	SS	943.46	945.18048	944.6069873	0.55	59.5	75	161	\$3,338.41
677 CQR	Chelona State School	SS	960.22	968.10168	965.4744564	0.35	37.5	36	84.5	\$1,434.66
989 DSR	Cherbourg State School	SS	610.47	598.15112	602.2574154	3.98	62	67.5	144	\$21,635.25
1722 NCR	Chevallum State School	SS	1094.22	1085.394	1088.336029	0.00	209.5	186	428.5	\$1,827.74
568 NCR	Childers State School	SS	925.63	930.93311	929.1654036	0.71	124.5	144.5	318.5	\$8,629.92
866 FNR	Chillagoe State School	SS	709.66	705.99353	707.2156868	2.93	15	13.3	31.8	\$3,887.61
2087 DSR	Chinchilla State High School	SHS	963.11	969.53308	967.392054	0.33	0	0	480.5	\$0.00
244 DSR	Chinchilla State School	SS	932.35	935.8728	934.6985352	0.65	198.6	229	493.1	\$12,826.30
1789 MER	Churchill State School	SS	912.17	912.44757	912.3550472	0.88	153	159	353	\$12,805.54
171 NQR	Clare State School	SS	995.33	989.93579	991.7338607	0.08	9.5	25	43.5	\$150.05
1732 MER	Clarendon State School	SS	959.84	912.54572	928.3104769	0.72	24	32	60.5	\$1,681.15
606 CQR	Clarke Creek State School	SS	958.23	1062.38	1027.663337	0.00	10	10	20	\$87.24
2185 CQR	Clermont State High School	SHS	961.77	937.63507	945.6800472	0.54	0	0	152.5	\$0.00
21 CQR	Clermont State School	SS	958.81	961.73242	960.7582813	0.39	117	119.6	282.1	\$4,948.15
2070 SER	Cleveland District State High School	SHS	1032.76	989.96252	1004.22835	0.00	0	0	1541.7	\$0.00
22 SER	Cleveland State School	SS	1030.75	1033.2939	1032.445964	0.00	253.5	337.5	706.5	\$2,211.61
2111 DSR	Clifton State High School	SHS	943.22	942.24298	942.568654	0.57	0	0	219.5	\$0.00
687 DSR	Clifton State School	SS	947.06	950.85931	949.592876	0.50	38.7	58.5	120.2	\$2,006.32
172 CQR	Clinton State School	SS	951.39	954.79138	953.6575879	0.46	266	303.5	658.5	\$12,865.32
411 NQR	Cloncurry State School	SS	769.1	772.95227	771.6681803	2.28	74.5	87.5	305.4	\$15,201.03
2091 NCR	Clontarf Beach State High School	SHS	942.69	944.9967	944.2278027	0.56	0	0	913.5	\$0.00
162 NCR	Clontarf Beach State School	SS	945.08	952.39929	949.959528	0.50	138.5	178.5	370	\$7,136.80
2345 SER	Clover Hill State School	SS	1034.78	1036.27	1035.773346	0.00	401	421.5	917	\$3,498.44
1254 DSR	Cloyna State School	SS	1039.01	1039.01	1039.010007	0.00	8.5	7.5	20	\$74.16
1225 CQR	Coalstoun Lakes State School	SS	999.19	1005.814	1003.606017	0.00	10	17	35	\$87.24
1956 MER	Collingwood Park State School	SS	969.46	967.99738	968.484917	0.32	257.8	316.5	667.8	\$9,198.94
2171 NQR	Collinsville State High School	SHS	920.39	922.87799	922.0486605	0.78	0	0	123	\$0.00
1691 NQR	Collinsville State School	SS	917.24	917.79327	917.6088493	0.82	26.5	31.5	67.5	\$2,098.86
173 CQR	Comet State School	SS	996.88	979.37323	985.20882	0.15	17.5	13.5	35.5	\$374.09
24 DSR	Condamine State School	SS	1043.68	1053.957	1050.531354	0.00	23	18	47	\$200.66
439 CQR	Coningsby State School	SS	1017.74	1009.632	1012.334679	0.00	28	32	64	\$244.28
1352 NCR	Conondale State School	SS	996.86	997.01758	996.9650521	0.03	40	44	93	\$452.82
177 FNR	Cooktown State School	SS	836.44	843.74078	841.3071891	1.59	103.5	88.5	389.8	\$14,952.76
638 DSR	Coolabunia State School	SS	1020.62	1020.62	1020.619997	0.00	43.5	34	83	\$379.51

1630 SER	Coolangatta State School	SS	938.57	930.81262	933.3984147	0.67	123	114	268	\$8,080.57
1927 SER	Coolnwynpin State School	SS	977.45	978.14539	977.9135905	0.22	134.1	187.4	384	\$3,703.46
2165 NCR	Coolum State High School	SHS	990.36	994.61023	993.1934863	0.07	0	0	746.5	\$0.00
1571 NCR	Coolum State School	SS	1023.61	1023.498	1023.535324	0.00	420.1	484	1018.6	\$3,665.07
2166 SER	Coombabah State High School	SHS	970.13	970.98578	970.7005192	0.29	0	0	1236.5	\$0.00
1909 SER	Coombabah State School	SS	993.62	993.64758	993.6383887	0.06	272.5	326	694	\$3,860.25
7122 SER	Coomera Rivers State School	SS	N/A	1038.525	1038.525024	0.00	297.5	185.5	508.5	\$2,595.48
5730 SER	Coomera Springs State School	SS	1021.96	1027.401	1025.587334	0.00	325.5	290.5	678	\$2,839.76
124 SER	Coomera State School	SS	1016.49	1015.126	1015.580651	0.00	410.5	431	959	\$3,581.32
1359 MER	Coominya State School	SS	940.28	910.20978	920.2331852	0.80	39	54	107	\$3,001.34
1247 MER	Coopers Plains State School	SS	1006.5	1006.967	1006.81132	0.00	91.5	77.5	189.5	\$798.27
602 NCR	Cooran State School	SS	1012.29	1013.464	1013.07266	0.00	80	86	186.5	\$697.94
1165 NCR	Cooroy State School	SS	999.92	1005.535	1003.663315	0.00	197.5	255.5	527	\$1,723.05
2077 MER	Coorparoo Secondary College	SHS	1001.13	1008.065	1005.753335	0.00	0	0	458.6	\$0.00
219 MER	Coorparoo State School	SS	1135.81	1137.696	1137.067363	0.00	343.3	331.5	747.8	\$2,995.05
32 CQR	Coowonga State School	SS	946.89	921.56232	930.0048779	0.70	8.5	11	25.5	\$583.09
1084 DSR	Cooyar State School	SS	952.96	951.9007	952.2537972	0.48	17.5	25.5	46	\$867.42
1898 CQR	Coppabella State School	SS	888.35	880.13843	882.8756185	1.17	11.5	13	31.5	\$1,252.50
117 NCR	Cordalba State School	SS	994.87	954.27539	967.8069271	0.32	41.5	44.5	102.5	\$1,504.89
2055 MER	Corinda State High School	SHS	964.6	968.16132	966.9742106	0.33	0	0	1618	\$0.00
1025 MER	Corinda State School	SS	1012.45	1014.747	1013.98134	0.00	210.7	276.5	571.8	\$1,838.21
2023 MER	Craigslea State High School	SHS	1067.45	1047.079	1053.86932	0.00	0	0	850	\$0.00
60 MER	Craigslea State School	SS	1046.37	1045.519	1045.802695	0.00	224.7	311	620.2	\$1,960.35
1907 NQR	Cranbrook State School	SS	945.63	943.97888	944.5292546	0.55	234.3	278.5	602.3	\$13,161.64
399 DSR	Crawford State School	SS	992.39	983.41498	986.406652	0.14	17.5	19.5	40.5	\$356.16
762 CQR	Crescent Lagoon State School	SS	907.87	914.99579	912.6205257	0.87	160.5	185.3	400.8	\$13,396.81
1928 SER	Crestmead State School	SS	934.17	935.22131	934.8708757	0.65	440	465.6	1021.6	\$28,351.90
293 DSR	Crow's Nest State School	SS	968.53	972.0899	970.9032699	0.29	101	87.5	307.5	\$3,394.99
165 FNR	Croydon State School	SS	683.59	699.63922	694.2894808	3.06	15.5	16.5	34.5	\$4,188.58
289 DSR	Cunnamulla State School	SS	637.81	641.08441	639.9929411	3.60	37	28.5	127.5	\$11,717.03
355 NQR	Currajong State School	SS	918.98	919.94	919.6200016	0.80	256.65	282	614.15	\$19,885.71
1868 NCR	Currimundi State School	SS	978.17	982.64532	981.1535498	0.19	226.1	242	541.6	\$5,617.60
1168 SER	Currumbin State School	SS	982.66	987.27753	985.7383512	0.14	453	466.5	1074	\$9,478.48
775 SER	Currumbin Valley State School	SS	1014.43	1026.571	1022.52403	0.00	61	41.5	113	\$532.18
892 NCR	Dagun State School	SS	983.17	983.20001	983.1900081	0.17	15	11.5	28	\$346.55
1022 FNR	Daintree State School	SS	1029.82	1029.8199	1029.819964	0.00	6.5	9	15.5	\$56.71
1670 NQR	Dajarra State School	SS	589.05	599.2066	595.8210693	4.04	14.5	22	42	\$5,139.69
2142 NCR	Dakabin State High School	SHS	953.51	952.89471	953.0998096	0.47	0	0	952.5	\$0.00
1988 NCR	Dakabin State School	SS	977.08	975.06372	975.7358138	0.24	174.3	215.5	447.8	\$5,138.37
671 DSR	Dalby South State School	SS	937.28	940.18488	939.2165837	0.61	321.5	295	707	\$19,521.09
2033 DSR	Dalby State High School	SHS	945.25	949.69287	948.2119141	0.52	0	0	833.85	\$0.00
28 DSR	Dalby State School	SS	913.97	908.47888	910.3092546	0.90	181.5	236	488	\$15,508.50
950 CQR	Dallarnil State School	SS	983.48	979.36047	980.7336491	0.19	12.5	15.5	32	\$315.06
318 DSR	Dalveen State School	SS	1042.05	1052.098	1048.748682	0.00	5.5	14	22.5	\$47.98
1900 DSR	Darling Heights State School	SS	976.79	976.16333	976.3722201	0.24	239.5	254.5	563.5	\$6,930.08
520 SER	Darlington State School	SS	979.03	963.92969	968.963125	0.31	7	6.5	16	\$246.91
1520 MER	Darra State School	SS	928.88	935.62872	933.3791488	0.67	68.5	87.5	189	\$4,501.28
191 NCR	Dayboro State School	SS	1048.75	1050.239	1049.742676	0.00	158.5	136	339	\$1,382.80
1884 NCR	Deception Bay North State School	SS	897.93	899.76501	899.1533431	1.01	230.1	277	584.1	\$21,857.00
2107 NCR	Deception Bay State High School	SHS	916.03	913.5426	914.371735	0.86	0	0	661.8	\$0.00
237 NCR	Deception Bay State School	SS	904.65	898.73682	900.7078776	0.99	168	162	367	\$15,734.78
683 NCR	Delaneys Creek State School	SS	976.27	982.11389	980.1659277	0.20	90.5	99.5	221.5	\$2,324.99
392 CQR	Denison State School	SS	973.32	969.34351	970.6690039	0.29	232.5	209.5	493.5	\$7,861.80
837 CQR	Depot Hill State School	SS	858.39	845.73407	849.9527132	1.50	16	21.5	43.5	\$2,193.21
1226 FNR	Dimbulah State School	SS	920.96	920.96002	920.9600146	0.79	27	46	141	\$2,061.06
266 CQR	Dingo State School	SS	950.92	947.41058	948.580389	0.51	18	16.5	41.5	\$948.76

1001 DSR	Dirranbandi P-10 State School	SS	887.24	887.23999	887.2399935	1.13	41.5	41.5	106.5	\$4,364.97
330 NQR	Doomadgee State School	SS	589.55	600.73602	597.0073486	4.03	110	141.5	317	\$38,879.13
31 DSR	Drayton State School	SS	954.93	962.93817	960.2687809	0.40	130	126.5	295.5	\$5,552.38
889 DSR	Drillham State School	SS	920.41	939.41052	933.077015	0.67	11	8	23	\$725.68
342 CQR	Duaringa State School	SS	834.21	837.68121	836.5241423	1.63	17	12.5	33.5	\$2,525.56
1170 DSR	Dulacca State School	SS	971.52	1048.875	1023.09	0.00	12.5	17	35.5	\$109.05
1779 CQR	Dundula State School	SS	860.63	866.41083	864.4838851	1.36	25.5	34.5	68	\$3,178.46
934 DSR	Dunkeld State School	SS	1049.91	1026.326	1034.187367	0.00	4	6.5	12.5	\$34.90
784 SER	Dunwich State School	SS	803.32	843.11072	829.8471452	1.70	64.5	70.5	159.85	\$9,950.68
959 MER	Durack State School	SS	896.28	901.32123	899.6408187	1.00	206.4	214.2	472.6	\$19,519.69
1667 DSR	Durong South State School	SS	1035.89	1038.275	1037.480016	0.00	14	16	37	\$122.14
506 MER	Dutton Park State School	SS	1123.01	1129.9301	1127.623369	0.00	117.5	124.2	282.2	\$1,025.10
2156 CQR	Dysart State High School	SHS	947.39	954.24628	951.9608512	0.48	0	0	172	\$0.00
97 CQR	Dysart State School	SS	957.2	961.68451	960.1896729	0.40	158	168.5	366	\$6,758.97
726 MER	Eagle Junction State School	SS	1171.07	1170.7209	1170.837298	0.00	341.1	352	760.1	\$2,975.85
3711 SER	Eagleby Learning Centre - Centre for Continuing Secondi	CCSE	N/A	926.5152	926.5151978	0.73	0	0	177.85	\$0.00
1876 SER	Eagleby South State School	SS	906.4	905.53967	905.8264486	0.94	152	147.2	341.2	\$13,570.70
1974 SER	Eagleby State School	SS	929.19	926.5152	927.4067985	0.73	174	178.3	400.3	\$12,322.85
5180 MER	Earnshaw State College	SS	961.21	956.50592	958.0739469	0.42	155.5	191.5	646.3	\$6,933.45
877 MER	East Brisbane State School	SS	1026.28	1020.249	1022.259349	0.00	96.1	85	208.1	\$838.40
593 MER	Eatons Hill State School	SS	1063.75	1061.686	1062.374023	0.00	446.4	490.5	1055.9	\$3,894.52
301 SER	Edens Landing State School	SS	964.69	964.16467	964.3397819	0.36	336	333.5	746	\$13,180.69
235 FNR	Edge Hill State School	SS	988.04	991.51617	990.3574495	0.10	400	483.1	1010.6	\$6,789.03
581 CQR	Eidsvold State School	SS	727.13	708.19537	714.5069157	2.85	24.5	21.75	78.45	\$6,196.95
34 MER	Eight Mile Plains State School	SS	989.58	997.60638	994.9309229	0.05	108.5	62	198.5	\$1,417.05
545 CQR	Eimeo Road State School	SS	961.36	962.73639	962.2775928	0.38	378.8	421.5	924.8	\$15,527.87
1758 FNR	El Arish State School	SS	929.36	929.35999	929.3599902	0.71	14.5	22	42	\$1,002.68
2183 SER	Elanora State High School	SHS	982.48	981.82092	982.0406152	0.18	0	0	802	\$0.00
1923 SER	Elanora State School	SS	1010.27	1012.684	1011.879347	0.00	455	545.5	1154	\$3,969.55
953 NCR	Elimbah State School	SS	973.94	973.7179	973.7919303	0.26	189.7	251.2	506.9	\$5,907.80
1347 NCR	Elliott Heads State School	SS	973.59	917.33539	936.0869255	0.64	38	39.5	90	\$2,409.05
1904 CQR	Emerald North State School	SS	919.46	923.51538	922.1635872	0.78	112	126.5	280.5	\$8,434.28
2122 CQR	Emerald State High School	SHS	945.59	951.12799	949.2819938	0.51	0	0	618.5	\$0.00
354 CQR	Emerald State School	SS	982.72	989.04669	986.9377946	0.13	152	192	391.5	\$3,024.46
154 DSR	Emu Creek State School	SS	1078.99	971.87469	1007.579797	0.00	7.5	10	21.5	\$65.43
473 CQR	Emu Park State School	SS	926.11	936.0957	932.7671354	0.67	138.5	129	305.5	\$9,173.64
35 MER	Enoggera State School	SS	1009.01	1015.264	1013.179318	0.00	103.8	75.5	203.3	\$905.58
1179 DSR	Eromanga State School	SS	1033.98	1034	1033.993333	0.00	3	2	5	\$26.17
199 DSR	Esk State School	SS	969.9	962.89398	965.2293213	0.35	73	76.5	166	\$2,808.12
310 CQR	Eton State School	SS	1017.52	978.49487	991.5032487	0.08	35.5	35.25	79.25	\$567.73
682 NCR	Eudlo State School	SS	1030.2	983.00458	998.7363851	0.01	40	46	90.5	\$392.21
222 DSR	Eulo State School	SS	873.08	873.08002	873.0800114	1.27	8	5	14	\$938.34
698 NCR	Eumundi State School	SS	1051.77	1054.191	1053.384027	0.00	209.5	237	505	\$1,827.74
1353 CQR	Eungella State School	SS	940.85	935.61823	937.3621501	0.63	17	19.5	42	\$1,059.19
2061 MER	Everton Park State High School	SHS	942.01	946.90552	945.2736784	0.55	0	0	254.5	\$0.00
1185 MER	Everton Park State School	SS	1017.79	1021.907	1020.534655	0.00	194.45	209.3	460.25	\$1,696.44
1751 DSR	Fairview Heights State School	SS	952.38	952.74011	952.6200749	0.47	225.1	234.4	533	\$11,086.93
1172 CQR	Farleigh State School	SS	945.84	945.84003	945.8400179	0.54	8.5	17.5	27	\$467.95
1027 CQR	Farnborough State School	SS	1003.57	999.97339	1001.172259	0.00	99.7	113	261.2	\$869.81
1205 NCR	Federal State School	SS	1015.77	1015.816	1015.800653	0.00	36.5	61.5	106	\$318.44
810 FNR	Feluga State School	SS	923.55	934.65723	930.9548177	0.69	10	15	28.5	\$677.86
170 MER	Fernvale State School	SS	972.29	971.7439	971.925931	0.28	219	270	559.5	\$7,169.85
2148 MER	Ferny Grove State High School	SHS	1043.36	1046.771	1045.633997	0.00	0	0	1355.2	\$0.00
227 MER	Ferny Grove State School	SS	1061.36	1061.4659	1061.430628	0.00	353.9	370	849.4	\$3,087.53
250 MER	Ferny Hills State School	SS	1028.69	1029.281	1029.084004	0.00	182	225	473.5	\$1,587.82
36 MER	Fig Tree Pocket State School	SS	1181.86	1175.49	1177.613327	0.00	179.5	214.9	450.9	\$1,566.01

1175	CQR	Finch Hatton State School	SS	958.3	946.2204	950.246932	0.50	23	23.5	52	\$1,179.52
1883	CQR	Fitzgerald State School	SS	976.77	974.43341	975.2122738	0.25	293	340	733.5	\$8,768.86
489	DSR	Flagstone Creek State School	SS	1020.03	1036.838	1031.235342	0.00	15.5	17	36.5	\$135.23
2323	SER	Flagstone State Community College	SHS	963.57	962.64673	962.9544857	0.37	0	0	820.9	\$0.00
471	SER	Flagstone State School	SS	956.47	953.59119	954.550791	0.45	250.6	316.4	681.5	\$11,929.02
845	FNR	Flying Fish Point State School	SS	932.74	932.73999	932.7399935	0.67	25.5	34.5	69.5	\$1,689.60
697	DSR	Forest Hill State School	SS	951.5	958.14111	955.9274089	0.44	52.5	52	115	\$2,437.27
1726	MER	Forest Lake State High School	SHS	977.83	978.24109	978.1040592	0.22	0	0	1268.6	\$0.00
1998	MER	Forest Lake State School	SS	999.69	999.40942	999.5029492	0.00	379.4	477.1	995.5	\$3,471.31
1897	NQR	Forrest Beach State School	SS	950.05	891.69153	911.1443522	0.89	19	21	52	\$1,609.91
523	FNR	Forsayth State School	SS	855.96	855.96002	855.9600146	1.44	3	3	6	\$395.81
37	MER	Fortitude Valley State School	SS	1015.1	1036.033	1029.055306	0.00	20	23.5	48.5	\$174.49
40	DSR	Freestone State School	SS	1002.23	1002.23	1002.229987	0.00	6.5	12.5	25	\$56.71
940	CQR	Frenchville State School	SS	984.4	984.57318	984.5154541	0.15	408.5	419	945	\$8,974.69
1812	FNR	Freshwater State School	SS	1051.99	1053.64	1053.09001	0.00	302	310	709.5	\$2,634.74
84	DSR	Gabbinbar State School	SS	983.22	982.30182	982.6078792	0.17	168.6	159	377.6	\$3,979.23
1434	NQR	Garbutt State School	SS	673.9	680.63458	678.3897217	3.22	56	55	127.5	\$15,894.57
1460	CQR	Gargett State School	SS	987.51	991.89227	990.4315153	0.10	3.5	11	18.5	\$59.18
41	DSR	Gatton State School	SS	959.96	955.20837	956.7922493	0.43	213	281	597	\$9,730.79
1752	SER	Gaven State School	SS	943.39	948.92761	947.0817415	0.53	256	254	571	\$13,821.67
42	CQR	Gayndah State School	SS	885.91	903.87592	897.887277	1.02	64	102	202.5	\$6,148.62
1257	MER	Geebung State School	SS	970.3	976.1236	974.1823975	0.26	146.6	162.5	361.6	\$4,516.57
54	DSR	Geham State School	SS	1029.6	1032.9969	1031.864632	0.00	58	56.5	130.5	\$506.01
178	FNR	Georgetown State School	SS	958.25	962.01038	960.7569173	0.39	15.5	18	38.5	\$655.54
50	SER	Gilston State School	SS	1009.2	1009.213	1009.208675	0.00	306	268.5	646	\$2,669.63
2131	NCR	Gin Gin State High School	SHS	948.72	948.96899	948.8859961	0.51	0	0	442	\$0.00
298	NCR	Gin Gin State School	SS	958.2	953.80243	955.2682861	0.45	128.5	168	364	\$6,037.97
709	CQR	Gindie State School	SS	1036.03	1025.433	1028.965322	0.00	15	18	35	\$130.86
1258	NQR	Giru State School	SS	988.47	980.30829	983.028859	0.17	33	40	83.5	\$766.97
749	NCR	Givelda State School	SS	1000.98	1000.688	1000.785326	0.00	11	8.5	19.5	\$95.97
44	CQR	Gladstone Central State School	SS	913.67	921.50842	918.8956152	0.81	92	104	230	\$7,185.34
825	CQR	Gladstone South State School	SS	888.55	908.17963	901.6364176	0.98	122.5	135	294	\$11,375.97
2030	CQR	Gladstone State High School	SHS	938.39	945.30573	943.0004834	0.57	0	0	1262.5	\$0.00
740	CQR	Gladstone West State School	SS	946.5	950.70313	949.3020833	0.51	299.5	341.5	723.5	\$15,601.43
149	MER	Glamorgan Vale State School	SS	992.28	988.63928	989.8528548	0.10	20.5	19.5	45	\$356.79
1242	NCR	Glass House Mountains State School	SS	975.07	983.00293	980.3586198	0.20	167.4	205.5	424.4	\$4,272.99
544	DSR	Glen Aplin State School	SS	985.69	985.98358	985.885721	0.14	34	52	96	\$707.12
1592	MER	Glenala State High School	SHS	851.84	860.9361	857.9040641	1.42	0	0	457.2	\$0.00
1918	CQR	Glenden State School	SS	970.81	968.54932	969.3028776	0.31	96.5	98	290	\$3,375.84
1006	SER	Gleneagle State School	SS	934.63	936.07928	935.5961898	0.64	75	83	174	\$4,786.18
313	CQR	Glenella State School	SS	955.85	965.8385	962.5090007	0.37	81.5	85	186	\$3,324.74
2028	CQR	Glenmore State High School	SHS	910.47	912.51093	911.8306169	0.88	0	0	696.5	\$0.00
574	CQR	Glenmore State School	SS	874.98	877.18018	876.4467839	1.24	176.9	255.5	508.9	\$20,239.56
917	DSR	Glenmorgan State School	SS	1120.51	1120.51	1120.510007	0.00	7.1	10	20.1	\$61.94
770	DSR	Glennie Heights State School	SS	930.33	887.7226	901.9250635	0.98	59.5	63	139	\$5,510.78
1089	DSR	Glenore Grove State School	SS	911.05	908.80072	909.5504801	0.90	62	46	123.5	\$5,337.91
126	DSR	Glenvale State School	SS	950.86	949.91168	950.2277881	0.50	283	296.5	644.5	\$14,517.83
337	NCR	Glenview State School	SS	1032.62	1032.733	1032.695355	0.00	79	118.5	226.5	\$689.22
1617	NCR	Glenwood State School	SS	959.84	917.60699	931.6846631	0.68	26.5	43.5	77.5	\$1,779.78
552	CQR	Gogango State School	SS	964.11	965.82727	965.254847	0.35	3.5	5	11.5	\$134.56
1920	NCR	Golden Beach State School	SS	1012.26	1013.093	1012.815345	0.00	256.2	285.5	627.7	\$2,235.16
407	NCR	Gooburrum State School	SS	976.37	946.04059	956.1503923	0.44	17.7	27.7	56.4	\$818.33
45	MER	Goodna State School	SS	887.51	893.23163	891.3244189	1.09	273.3	340	688.3	\$27,790.80
939	NCR	Goodwood State School	SS	1013.37	1005.105	1007.859987	0.00	29.5	29	60.5	\$257.37
111	DSR	Goombungee State School	SS	966.69	969.89203	968.8246859	0.31	40	51	105	\$1,415.67
1310	DSR	Goomeri State School	SS	910.44	922.78717	918.6714469	0.81	38	44.5	139	\$2,975.14

807 FNR	Goondi State School	SS	908.6	910.48041	909.8536051	0.90	167	188.5	408.5	\$14,334.62
2092 DSR	Goondiwindi State High School	SHS	935.68	940.74939	939.0595931	0.61	0	0	485	\$0.00
46 DSR	Goondiwindi State School	SS	928.3	922.57953	924.4863525	0.76	230	297	603.5	\$16,863.40
1839 CQR	Goovigen State School	SS	940.85	940.84998	940.8499837	0.59	5	6	11.5	\$296.61
2106 FNR	Gordonvale State High School	SHS	886.22	884.84381	885.3025407	1.15	0	0	679.85	\$0.00
790 FNR	Gordonvale State School	SS	864.41	862.22272	862.9518115	1.37	226.9	307.5	610.9	\$28,579.45
297 DSR	Gowrie State School	SS	957.43	966.67322	963.5921452	0.36	79.5	85	190.5	\$3,169.49
47 CQR	Gracemere State School	SS	893.73	893.6452	893.6734684	1.06	111.5	114	263.5	\$11,113.95
1515 MER	Graceville State School	SS	1169.6	1168.458	1168.838672	0.00	335.3	319.5	719.8	\$2,925.25
1674 MER	Grand Avenue State School	SS	1030.31	1032.037	1031.461325	0.00	488.8	560.5	1233.5	\$4,264.43
145 MER	Grandchester State School	SS	933.94	937.38568	936.2371208	0.64	18	12.5	39	\$1,138.81
1051 DSR	Grantham State School	SS	930.23	918.00592	922.0806136	0.78	36.5	43	91	\$2,751.26
193 NCR	Granville State School	SS	944.89	944.89868	944.8957878	0.55	132.5	151.5	333	\$7,401.55
695 SER	Greenbank State School	SS	988.33	987.66919	987.8894596	0.12	440	522.5	1099.5	\$8,396.84
925 DSR	Greenlands State School	SS	1007.93	1014.476	1012.294009	0.00	40.5	56.5	107	\$353.33
976 DSR	Greenmount State School	SS	1007.25	993.06982	997.7965495	0.02	15.5	16.5	34	\$164.44
614 MER	Greenslopes State School	SS	1087.93	1085.163	1086.085309	0.00	158.1	113	309.6	\$1,379.31
334 NQR	Greenvale State School	SS	924.3	941.20569	935.570459	0.64	14.5	17	35.5	\$925.65
1056 DSR	Grosmont State School	SS	1117.45	1072.015	1087.16001	0.00	4.5	3	8.5	\$39.26
1136 MER	Grovely State School	SS	994.41	1010.816	1005.347319	0.00	179	142	348	\$1,561.65
1549 DSR	Guluguba State School	SS	1057.16	1004.049	1021.752674	0.00	8	9	19	\$69.79
1608 MER	Gumdale State School	SS	1062.07	1063.955	1063.326637	0.00	402.8	370	867.8	\$3,514.14
1391 NQR	Gumlu State School	SS	979.36	899.36151	926.0276742	0.74	4	6	11	\$288.00
58 NCR	Gunalda State School	SS	930.56	930.56	930.5599984	0.69	11	16	29.5	\$749.36
821 NCR	Gundiah State School	SS	969.97	964.57141	966.3709408	0.34	6.25	7	15.25	\$234.32
49 NCR	Gympie Central State School	SS	963.89	953.84088	957.1905876	0.43	66	96.5	199.5	\$2,992.69
482 NCR	Gympie East State School	SS	1005.52	996.5824	999.5615983	0.00	53.5	51.5	128	\$486.81
1221 NCR	Gympie South State School	SS	943.26	938.23322	939.9088102	0.60	201	218.6	478.6	\$12,085.46
2007 NCR	Gympie State High School	SHS	951.85	957.16937	955.3962484	0.45	0	0	1193.8	\$0.00
560 NCR	Gympie West State School	SS	955.12	953.03912	953.732749	0.46	227.2	281.5	579.7	\$10,974.12
1329 DSR	Haden State School	SS	965.39	973.03961	970.4897412	0.30	5	4	10	\$169.84
114 MER	Haigslea State School	SS	982.31	948.69318	959.8987842	0.40	10.8	17	30.8	\$464.69
213 NQR	Halifax State School	SS	857.91	868.28528	864.8268522	1.35	15.5	18	33.5	\$1,927.46
538 FNR	Hambledon State School	SS	889.67	892.13263	891.3117529	1.09	301	368	762.5	\$30,610.76
1962 NQR	Hamilton Island State School	SS	1067.4	1068.04	1067.826693	0.00	27.5	13	42.5	\$239.92
1130 MER	Hamilton State School	SS	1073.74	1056.0031	1061.915368	0.00	45.5	43	95.5	\$396.96
529 CQR	Hampden State School	SS	998.22	993.18768	994.8651221	0.05	40.5	54	104.5	\$531.23
1849 DSR	Hannaford State School	SS	997.41	1027.0439	1017.165964	0.00	8	8.5	18	\$69.79
843 NQR	Happy Valley State School	SS	924.23	923.99823	924.0754867	0.76	179.5	178	407.5	\$13,223.87
978 DSR	Harlaxton State School	SS	784.93	798.60309	794.0453923	2.06	57	54.5	130	\$10,539.25
902 DSR	Harlin State School	SS	1019.71	1019.71	1019.710015	0.00	22.5	17	43.5	\$196.30
359 SER	Harris Fields State School	SS	898.38	900.30328	899.6621891	1.00	214	226.5	517.5	\$20,234.53
2038 DSR	Harristown State High School	SHS	932.82	935.06403	934.3160173	0.66	0	0	1423.2	\$0.00
1292 DSR	Harristown State School	SS	852.44	853.48218	853.1347852	1.47	118	167	348	\$15,853.74
621 SER	Harrisville State School	SS	956.21	963.25519	960.906792	0.39	35	37.5	78	\$1,475.77
390 DSR	Hatton Vale State School	SS	943.7	944.6554	944.3369303	0.56	168	177	383.5	\$9,464.92
1060 NQR	Hayman Island State School	SS	1060.83	938.20801	979.0820052	0.21	1	6.5	8.5	\$26.62
232 NQR	Healy State School	SS	789.49	788.92468	789.1131217	2.11	83.5	95	197	\$15,791.37
2120 NQR	Heatley Secondary College	SHS	913.23	895.83197	901.6313135	0.98	0	0	562.6	\$0.00
305 NQR	Heatley State School	SS	850.51	855.81152	854.044349	1.46	262.7	321	676.2	\$35,090.32
954 DSR	Hebel State School	SS	1028.42	1028.42	1028.420029	0.00	4.5	12.5	19.5	\$39.26
912 NQR	Helens Hill State School	SS	942.97	945.94672	944.9544775	0.55	4	6	12.5	\$223.24
2184 SER	Helensvale State High School	SHS	994.48	994.97491	994.809943	0.05	0	0	2123.2	\$0.00
1929 SER	Helensvale State School	SS	1011.94	1015.431	1014.267354	0.00	447	491.5	1091	\$3,899.76
52 DSR	Helidon State School	SS	993.65	976.95313	982.51875	0.17	67.5	64	145	\$1,598.26
33 MER	Hendra State School	SS	981.39	979.02808	979.8153841	0.20	18.5	34.5	62	\$480.82

254 FNR	Herberton State School	SS	870.21	879.3371	876.2947314	1.24	62.5	62.5	187.6	\$7,158.91
1858 NCR	Hercules Road State School	SS	972.88	971.2287	971.7791325	0.28	388.6	407.6	884.7	\$12,771.18
873 NQR	Hermit Park State School	SS	1005.06	1006.156	1005.790671	0.00	259	219.5	551.5	\$2,259.59
2093 NCR	Hervey Bay State High School	SHS	927.82	929.7403	929.1001969	0.71	0	0	838	\$0.00
53 DSR	Highfields State School	SS	1040.02	1040.1169	1040.084629	0.00	347	395	849.5	\$3,027.33
6135 SER	Highland Reserve State School	SS	1027.41	1036.4041	1033.406035	0.00	294	220	560	\$2,564.94
1887 MER	Hilder Road State School	SS	1144.89	1142.1541	1143.066035	0.00	212.1	226	484.6	\$1,850.42
1986 SER	Hilliard State School	SS	1005.12	1008.116	1007.117352	0.00	292.9	316.9	708.55	\$2,555.34
541 SER	Hillview State School	SS	1000.1	965.14569	976.7971273	0.23	5	11.5	16.5	\$142.86
2125 MER	Holland Park State High School	SHS	1013.33	1015.768	1014.955337	0.00	0	0	532.9	\$0.00
1593 MER	Holland Park State School	SS	1117.78	1119.754	1119.096019	0.00	388.6	356.5	813.6	\$3,390.26
2094 NQR	Home Hill State High School	SHS	953.42	953.33722	953.3648128	0.47	0	0	258	\$0.00
1380 NQR	Home Hill State School	SS	930.28	927.79218	928.6214502	0.71	116	140	298.5	\$8,094.70
470 CQR	Homebush State School	SS	933.52	929.92517	931.1234473	0.69	29.5	31.5	71.5	\$1,995.43
241 NQR	Homestead State School	SS	913.69	890.06873	897.9424837	1.02	5	5	11	\$480.12
243 FNR	Hopevale State School	CAMPUS	570.84	613.04138	598.9742546	4.01	58.5	45	120.5	\$20,578.20
345 NCR	Howard State School	SS	917.24	918.48151	918.0676709	0.82	64	85.5	185	\$5,043.82
388 NQR	Hughenden State School	SS	864.36	877.22137	872.9342497	1.27	43	63.5	188.8	\$5,048.94
164 NCR	Humpybong State School	SS	988.1	985.42291	986.3152751	0.14	303.5	334.5	731	\$6,200.59
713 CQR	Ilfracombe State School	SS	922.01	922.98297	922.6586475	0.77	7.5	18	30.5	\$561.62
1116 MER	Inala State School	SS	849.74	866.87872	861.1658154	1.39	199.3	241.1	517.9	\$25,407.54
2034 MER	Indooroopilly State High School	SHS	1139.61	1144.373	1142.785365	0.00	0	0	1051.3	\$0.00
585 MER	Indooroopilly State School	SS	1178.63	1177.696	1178.007363	0.00	329.2	404	839.2	\$2,872.04
2027 NQR	Ingham State High School	SHS	941.41	936.91968	938.4164518	0.62	0	0	469	\$0.00
450 NQR	Ingham State School	SS	900.81	904.28961	903.1297412	0.97	141.1	201.5	404.1	\$12,923.02
661 SER	Ingleside State School	SS	1044.08	1111.582	1089.081354	0.00	31.5	27	62.5	\$274.82
55 DSR	Inglewood State School	SS	965.45	961.41687	962.7612467	0.37	41	48.5	152	\$1,663.72
1723 DSR	Injune State School	SS	919.55	926.57343	924.2322835	0.76	28.5	27	74	\$2,095.79
1660 FNR	Innisfail East State School	SS	814.69	813.6153	813.9735303	1.86	80	87.5	192.5	\$13,428.20
6463 FNR	Innisfail State College	SHS	875.43	876.20947	875.9496484	1.24	0	0	668.2	\$0.00
527 FNR	Innisfail State School	SS	736.85	737.23962	737.1097493	2.63	54.5	73.5	155.5	\$12,731.32
59 MER	Ipswich Central State School	SS	959.81	962.80981	961.8098763	0.38	297.1	291.5	664.1	\$12,297.67
575 MER	Ipswich East State School	SS	924.2	929.22382	927.5492106	0.72	191.8	215	467.3	\$13,560.09
61 MER	Ipswich North State School	SS	844.07	838.29883	840.2225521	1.60	52	48	116	\$7,560.74
2069 MER	Ipswich State High School	SHS	903.32	907.29431	905.969541	0.94	0	0	1013.85	\$0.00
366 MER	Ipswich West State School	SS	906.11	912.23499	910.1933236	0.90	85	49.5	165	\$7,271.36
108 MER	Ironside State School	SS	1202.4	1199.558	1200.505322	0.00	388.5	423	913.5	\$3,389.39
519 FNR	Irvinebank State School	SS	906.61	906.59998	906.6033171	0.93	6	5.5	11.5	\$531.70
1721 FNR	Isabella State School	SS	910.87	892.18268	898.4117855	1.02	266.5	239.5	564.5	\$25,483.65
2063 NCR	Isis District State High School	SHS	973.43	940.16901	951.2560042	0.49	0	0	424	\$0.00
63 CQR	Isisford State School	SS	941.07	867.50623	892.0274837	1.08	6.5	8	18.5	\$657.05
455 MER	Ithaca Creek State School	SS	1173.29	1170.142	1171.191312	0.00	253.85	197.5	486.85	\$2,214.66
1659 CQR	Jambin State School	SS	1061.69	1058.9919	1059.891296	0.00	24.5	16.5	45	\$213.75
276 MER	Jamboree Heights State School	SS	1067.31	1065.839	1066.329326	0.00	319.6	285.5	690.1	\$2,788.28
2137 NCR	James Nash State High School	SHS	951.68	957.23187	955.3812484	0.45	0	0	943.5	\$0.00
537 DSR	Jandowae Prep-10 State School	SS	945.24	952.21881	949.8925407	0.50	54.5	51.5	142.5	\$2,811.47
798 NQR	Jarvisfield State School	SS	889.53	794.55072	826.2104801	1.74	11.3	15	30.3	\$1,778.45
206 CQR	Jericho State School	SS	889.79	889.78998	889.7899854	1.10	5.5	9	14.5	\$566.49
604 SER	Jimboomba State School	SS	970.66	969.36719	969.798125	0.30	309.5	427.5	853	\$10,696.06
1558 DSR	Jimbour State School	SS	957.74	957.73999	957.7399935	0.42	10.5	7	19.1	\$471.17
402 MER	Jindalee State School	SS	1118.48	1115.954	1116.795986	0.00	373.3	415.1	899.9	\$3,256.78
180 NCR	Jinibara State School	SS	970.84	973.94952	972.913016	0.27	283.2	334.5	710.7	\$9,032.57
64 DSR	Jondaryan State School	SS	944.49	941.73828	942.6555208	0.57	17	10.5	31	\$982.21
649 NCR	Jones Hill State School	SS	983.37	981.6709	982.2372656	0.18	179.5	199	448	\$4,293.40
1809 FNR	Julatten State School	SS	998.39	999.28308	998.9853874	0.01	26.5	43	79.5	\$254.19
1289 NQR	Julia Creek State School	SS	897.68	873.60199	881.6279932	1.18	25.5	12.5	47	\$2,804.50

514	MER	Junction Park State School	SS	1090.11	1092.033	1091.391973	0.00	185	150	369	\$1,613.99
910	CQR	Jundah State School	SS	945.44	945.44	945.4400016	0.55	3.5	4.5	10.5	\$193.88
1187	DSR	Kaimkillenbun State School	SS	926.36	926.35999	926.3599902	0.74	8	13.5	25.5	\$573.73
1279	FNR	Kairi State School	SS	988.58	994.53699	992.5513249	0.07	31.5	36.5	73.5	\$475.52
1494	NQR	Kalamia State School	SS	986.68	989.5462	988.5908024	0.11	14.55	16.5	34.05	\$268.94
343	SER	Kalbar State School	SS	964.15	969.04498	967.4133219	0.33	106	105	246.5	\$3,879.51
277	NCR	Kalkie State School	SS	1006.76	1003.973	1004.902015	0.00	132	169.5	347.5	\$1,151.61
605	NCR	Kallangur State School	SS	935.53	935.92731	935.7948714	0.64	352.8	340	758.5	\$22,454.22
1478	NCR	Kandanga State School	SS	934.74	934.73999	934.7399935	0.65	20.5	17.5	42	\$1,323.24
1938	MER	Karalee State School	SS	1008.71	1012.265	1011.08001	0.00	244	234	541.5	\$2,128.73
1145	DSR	Karara State School	SS	1060.72	1057.3621	1058.481374	0.00	5	5	12	\$43.62
449	NQR	Karumba State School	SS	943.92	927.42871	932.9258073	0.67	15.5	16.5	35	\$1,024.55
5653	NCR	Kawana Waters State College	SS	974.38	977.89642	976.7242822	0.23	182	233	1357.5	\$5,211.48
1987	NCR	Kawungan State School	SS	974	974.39392	974.2626139	0.26	427.1	458.5	1004.1	\$13,129.14
2039	MER	Kedron State High School	SHS	1042.87	1045.119	1044.369346	0.00	0	0	1179	\$0.00
371	MER	Kedron State School	SS	1066.5	1065.682	1065.954671	0.00	174.7	191.5	398.2	\$1,524.13
2046	SER	Keebra Park State High School	SHS	955.58	961.18347	959.3156478	0.41	0	0	678.5	\$0.00
1960	NQR	Kelso State School	SS	866.47	869.71478	868.6331885	1.31	151.5	195.5	410	\$18,346.08
2409	MER	Kelvin Grove State College	SS	1104.95	1106.0551	1105.686702	0.00	219	301	1921.7	\$1,910.62
1309	NCR	Kenilworth State Community College	SS	988.07	930.02393	949.3726172	0.51	17.5	26	52.5	\$910.55
1143	MER	Kenmore South State School	SS	1150.06	1149.762	1149.861309	0.00	242.2	202	498.7	\$2,113.02
2132	MER	Kenmore State High School	SHS	1132.66	1128.53	1129.906686	0.00	0	0	1607.5	\$0.00
923	MER	Kenmore State School	SS	1127.75	1131.342	1130.144694	0.00	82.9	129.1	269.5	\$723.24
868	FNR	Kennedy State School	SS	895.27	895.26508	895.2667171	1.05	27	30.5	63.5	\$2,654.47
710	DSR	Kentville State School	SS	863.94	861.61041	862.3869417	1.38	14.5	14.7	35.1	\$1,833.37
2095	NCR	Kepnock State High School	SHS	921.18	920.24158	920.5543848	0.79	0	0	1256.7	\$0.00
670	CQR	Keppel Sands State School	SS	822.76	822.76001	822.7600065	1.77	6.5	2	10.5	\$1,042.19
1707	NCR	Kia-Ora State School	SS	921.28	928.3335	925.9823307	0.74	22	19	46.5	\$1,584.87
2133	NCR	Kilcoy State High School	SHS	943.24	945.03979	944.4398633	0.56	0	0	345.5	\$0.00
679	NCR	Kilcoy State School	SS	948.36	950.0166	949.464401	0.51	138	174.5	360	\$7,169.48
787	CQR	Kilcummin State School	SS	1027.3	1040.7679	1036.27863	0.00	10.5	11.5	27	\$91.61
168	NCR	Kilkivan State School	SS	977.71	931.16241	946.6782764	0.53	24	40	106.5	\$1,304.06
163	DSR	Killarney State School	SS	920.17	918.26862	918.9024105	0.81	48.5	59	178.5	\$3,787.64
1937	SER	Kimberley Park State School	SS	1024.94	1024.512	1024.654642	0.00	367.5	432.8	900.3	\$3,206.18
1534	NCR	Kin Kin State School	SS	945.36	951.8363	949.6775358	0.50	29	23	60	\$1,501.34
1912	CQR	Kin Kora State School	SS	952.14	952.69708	952.5113883	0.47	349.5	377.2	845.95	\$17,246.54
753	DSR	Kindon State School	SS	1140.16	1104.613	1116.462025	0.00	6	7	15	\$52.35
2044	DSR	Kingaroy State High School	SHS	977.77	979.81879	979.1358577	0.21	0	0	1031.6	\$0.00
995	DSR	Kingaroy State School	SS	952.68	946.66632	948.6708805	0.51	215.3	222.5	518.8	\$11,331.57
1274	DSR	Kingsthorpe State School	SS	926.92	931.30298	929.8419857	0.70	77.6	78.5	177.1	\$5,334.06
2139	SER	Kingston College	SHS	926.65	928.05823	927.5888184	0.72	0	0	748.4	\$0.00
1348	SER	Kingston State School	SS	893.15	888.37378	889.9658529	1.10	280.5	297.7	654.2	\$28,848.91
415	DSR	Kioma State School	SS	N/A	922.57953	922.5795288	0.77	9.5	5	15.5	\$712.03
616	NCR	Kippa-Ring State School	SS	919.67	920.87048	920.4703223	0.80	183.6	217	467.1	\$14,092.12
2146	NQR	Kirwan State High School	SHS	911.47	917.21692	915.3012793	0.85	0	0	2180.6	\$0.00
1862	NQR	Kirwan State School	SS	957.55	954.34851	955.4156738	0.45	331.5	352	800	\$15,534.75
1078	DSR	Kogan State School	SS	924.2	935.12878	931.4858561	0.69	12	17	30	\$807.98
279	NCR	Kolan South State School	SS	944.45	952.87	950.0633301	0.50	60.5	51.5	126.5	\$3,112.15
1780	CQR	Koumala State School	SS	933.81	937.7688	936.4491992	0.64	36	44.5	99.5	\$2,271.10
460	FNR	Kowanyama State School	SS	578.54	605.80353	596.7156852	4.03	51.25	62.5	172.75	\$18,126.93
1878	MER	Kruger State School	SS	928.19	929.79498	929.2599886	0.71	392.5	447.5	970	\$27,175.02
1472	DSR	Kulpi State School	SS	787.61	820.10162	809.2710824	1.91	3	6	9.5	\$515.62
1968	NCR	Kuluin State School	SS	988.48	990.99091	990.1539372	0.10	327.8	325.5	733.3	\$5,620.68
1423	DSR	Kumbia State School	SS	978.54	992.35797	987.7519808	0.12	41	36	84	\$787.25
1462	MER	Kuraby State School	SS	973.39	981.59381	978.8592074	0.21	188.5	200	444.5	\$5,053.36
5689	FNR	Kuranda District State College	SS	878.24	881.94092	880.7072786	1.19	120	128.5	404	\$13,292.16

1958 NCR	Kurwongbah State School	SS	1003.97	1003.938	1003.948659	0.00	405.1	400	882.6	\$3,534.21
443 SER	Labrador State School	SS	983.46	986.32397	985.3693164	0.15	420.5	408	970	\$8,931.19
1676 DSR	Laidley District State School	SS	933.7	931.77393	932.4159505	0.68	193.5	229	515	\$12,874.73
2163 DSR	Laidley State High School	SHS	933.43	936.27161	935.3244043	0.65	0	0	581.5	\$0.00
1009 DSR	Lake Clarendon State School	SS	961.09	958.90558	959.6337191	0.40	40	65	120.5	\$1,730.15
202 FNR	Lakeland State School	SS	966.05	966	966.0166667	0.34	5.5	2.5	8	\$207.87
67 CQR	Lakes Creek State School	SS	856.61	869.51929	865.2161914	1.35	63.5	77	168.5	\$7,875.22
349 NCR	Landsborough State School	SS	937.74	939.48877	938.9058464	0.61	107.2	157	295.7	\$6,537.55
583 FNR	Laura State School	SS	628.43	628.42999	628.4299951	3.72	3.5	2.5	7	\$1,142.99
329 NCR	Lawnton State School	SS	944.85	948.48022	947.2701497	0.53	108.5	89	227.5	\$5,840.53
1148 MER	Leichhardt State School	SS	853.87	858.66559	857.0670589	1.43	101.2	116.5	251.2	\$13,256.19
68 DSR	Leyburn State School	SS	992.4	992.40002	992.4000163	0.08	11.5	9.5	29	\$175.09
980 DSR	Linville State School	SS	917.01	917	917.0033333	0.83	10	15	28	\$797.20
1119 CQR	Lochington State School	SS	1108.54	1108.321	1108.39403	0.00	2	0	4	\$17.45
505 FNR	Lockhart State School	SS	555.74	571.77679	566.4311963	4.34	55.5	36.5	118	\$21,067.89
1061 DSR	Lockrose State School	SS	885.91	884.31201	884.8446745	1.15	16.5	24.7	45	\$1,769.28
2062 DSR	Lockyer District State High School	SHS	946.09	948.54388	947.7259229	0.52	0	0	1094	\$0.00
69 SER	Logan Reserve State School	SS	939.21	942.52588	941.4205859	0.59	174.5	172.5	385.5	\$10,266.44
123 SER	Logan Village State School	SS	966.73	966.3233	966.4588688	0.34	241.5	268	586.5	\$9,035.86
70 SER	Loganholme State School	SS	968.33	974.29352	972.3056787	0.28	243.25	214.25	508	\$7,884.75
2153 SER	Loganlea State High School	SHS	907.14	908.52472	908.0631462	0.92	0	0	642.3	\$0.00
3611 CQR	Longreach School of Distance Education	SDE	1042.94	1050.311	1047.854023	0.00	57.5	85	174.7	\$501.65
2112 CQR	Longreach State High School	SHS	939.42	937.15222	937.9081478	0.62	0	0	227	\$0.00
711 CQR	Longreach State School	SS	974.43	968.4668	970.4545313	0.30	126	150	322	\$4,283.71
882 MER	Lota State School	SS	971.43	973.43512	972.7667464	0.27	92.5	92	211	\$2,961.83
1010 FNR	Lower Tully State School	SS	928.01	935.94897	933.3026497	0.67	16	33	54	\$1,052.44
1140 NCR	Lowmead State School	SS	893.94	976.71881	949.125874	0.51	8	7.5	17.5	\$417.94
2160 MER	Lowood State High School	SHS	948.31	946.47858	947.0890511	0.53	0	0	646	\$0.00
242 MER	Lowood State School	SS	919.79	914.53088	916.2839225	0.84	126.9	148	321.9	\$10,194.58
418 DSR	Lundavra State School	SS	1029.13	974.35919	992.6161279	0.07	5.5	8	13.5	\$82.72
383 DSR	Ma Ma Creek State School	SS	945.38	943.29468	943.9897852	0.56	10	11.5	24	\$566.36
2161 SER	Mabel Park State High School	SHS	909.11	913.56201	912.0780078	0.88	0	0	459.25	\$0.00
356 SER	Mabel Park State School	SS	907.73	909.89331	909.172207	0.91	277.6	326.1	695.2	\$23,989.90
2124 MER	MacGregor State High School	SHS	1041.06	1040.545	1040.716696	0.00	0	0	1358.5	\$0.00
192 MER	MacGregor State School	SS	1129.65	1130.688	1130.341992	0.00	500.1	582	1243.6	\$4,363.02
758 FNR	Machans Beach State School	SS	934.24	944.6051	941.1500684	0.59	45	53	122	\$2,657.92
71 CQR	Mackay Central State School	SS	893.63	889.83368	891.0991195	1.09	66.5	102.5	199	\$6,774.94
2096 CQR	Mackay North State High School	SHS	949.73	958.32123	955.4574854	0.45	0	0	1498.5	\$0.00
746 CQR	Mackay North State School	SS	923.02	920.62842	921.425612	0.79	121	172.5	347	\$9,188.41
2009 CQR	Mackay State High School	SHS	908.09	920.14783	916.1285514	0.84	0	0	962	\$0.00
501 CQR	Mackay West State School	SS	966.98	971.73499	970.1499902	0.30	341	387	833.5	\$11,682.04
101 CQR	Mackenzie River State School	SS	970.05	959.67749	963.1349935	0.37	7	18	28	\$281.81
324 NQR	Macknade State School	SS	919.1	919.09998	919.0999837	0.81	14	17.5	37.5	\$1,090.97
1959 SER	MacLeay Island State School	SS	1004.66	947.56451	966.5963428	0.33	89	102.5	226	\$3,319.52
1219 NQR	Magnetic Island State School	SS	1053.42	1036.66	1042.246689	0.00	75	84	182	\$654.32
1214 NQR	Maidavale State School	SS	919.66	944.66241	936.3282764	0.64	8	8	19	\$505.52
2067 FNR	Malanda State High School	SHS	970.7	970.61517	970.6434489	0.29	0	0	326.95	\$0.00
1396 FNR	Malanda State School	SS	981.21	977.01038	978.4102507	0.22	144	186	387	\$3,915.69
2177 NCR	Maleny State High School	SHS	1033.75	1035.252	1034.751302	0.00	0	0	636.7	\$0.00
1390 NCR	Maleny State School	SS	1069.59	1065.621	1066.943981	0.00	143	190.5	400	\$1,247.57
7575 NCR	Mango Hill State School	SS		1014.798	1014.797974	0.00	128.5	97.5	229	\$1,121.07
1222 MER	Manly State School	SS	1086.65	1089.4969	1088.547965	0.00	277	263.5	603	\$2,416.63
264 MER	Manly West State School	SS	1022.71	1019.659	1020.675998	0.00	166	182.5	403.5	\$1,448.23
2059 MER	Mansfield State High School	SHS	1079.64	1082.766	1081.723994	0.00	0	0	1626.5	\$0.00
143 MER	Mansfield State School	SS	1091.74	1090.782	1091.101322	0.00	303.5	400.5	832	\$2,647.82
878 NCR	Mapleton State School	SS	1077.36	1074.092	1075.181361	0.00	74	99.5	200.5	\$645.60

320	MER	Marburg State School	SS	940.09	948.74469	945.8597933	0.54	28.5	24	63.5	\$1,568.53
2058	FNR	Mareeba State High School	SHS	921.31	923.19482	922.5665495	0.77	0	0	715	\$0.00
653	FNR	Mareeba State School	SS	864.58	867.3219	866.4079329	1.34	282	355	735	\$34,685.93
518	CQR	Marian State School	SS	971.92	971.66168	971.7477881	0.28	243.5	229	526	\$8,009.06
1584	CQR	Marlborough State School	SS	970.69	970.69	970.6900016	0.29	12	13.5	28.5	\$405.55
1122	CQR	Marmor State School	SS	857.02	850.19672	852.4711442	1.48	1	7	9	\$134.92
2097	NCR	Maroochydore State High School	SHS	1005.67	1002.637	1003.648016	0.00	0	0	1126.8	\$0.00
1711	NCR	Maroochydore State School	SS	987.63	988.50928	988.2161849	0.12	87.15	124.5	243.65	\$1,638.79
640	SER	Maroon State School	SS	977.93	977.92999	977.9299951	0.22	7	6	15.5	\$193.22
1251	NCR	Maroondan State School	SS	996.52	998.89789	998.1052588	0.02	9.5	10.5	22	\$98.28
2176	SER	Marsden State High School	SHS	925.07	926.3089	925.8959326	0.74	0	0	1822	\$0.00
1875	SER	Marsden State School	SS	924.7	922.68158	923.3543864	0.77	365	467	976	\$27,114.91
708	MER	Marshall Road State School	SS	1086.56	1087.746	1087.350648	0.00	203.3	237.7	507	\$1,773.65
465	NCR	Mary Valley State College	SS	955.48	956.91351	956.4356755	0.44	67	68.5	190.5	\$3,081.30
72	NCR	Maryborough Central State School	SS	885.94	890.11023	888.720153	1.11	127.55	154.05	332.1	\$13,254.20
2020	NCR	Maryborough State High School	SHS	931.95	932.3725	932.231665	0.68	0	0	677.7	\$0.00
485	NCR	Maryborough West State School	SS	945.42	947.46808	946.7853857	0.53	195.95	268	544.45	\$10,629.19
1389	DSR	Maryvale State School	SS	1015.1	1015.1	1015.099984	0.00	10	3	14.5	\$87.24
1090	MER	Mayfield State School	SS	1064.06	1062.7	1063.153301	0.00	183.4	121.5	328.9	\$1,600.03
1400	FNR	McDonnell Creek State School	SS	957.3	964.64893	962.1992839	0.38	7	9	16.5	\$287.41
378	MER	McDowall State School	SS	1090.86	1088.767	1089.464645	0.00	410	375	865.5	\$3,576.96
1394	NCR	McIlwraith State School	SS	1047.94	1047.9399	1047.939961	0.00	7.5	11	21	\$65.43
1473	DSR	Meandarra State School	SS	1104.89	1111.991	1109.623978	0.00	18.5	18.5	39	\$161.40
1673	FNR	Mena Creek State School	SS	958.6	965.14539	962.9635905	0.37	20.5	22	47.5	\$828.31
1733	NCR	Meridan State College	SS	1010.99	1013.103	1012.398685	0.00	439.8	597	2058.4	\$3,836.94
806	NQR	Merinda State School	SS	864.9	892.92419	883.5827962	1.16	20	22	47	\$2,166.17
179	DSR	Meringandan State School	SS	966.5	970.87372	969.4158122	0.31	80	99.5	198.5	\$2,790.90
2147	SER	Merrimac State High School	SHS	1015.94	1012.38	1013.56667	0.00	0	0	1305.5	\$0.00
1586	SER	Merrimac State School	SS	1006.85	1006.178	1006.401986	0.00	356	384	850	\$3,105.85
1291	FNR	Miallo State School	SS	939.9	947.25012	944.8000814	0.55	63.5	60	144.5	\$3,552.36
2086	SER	Miami State High School	SHS	975.3	981.50061	979.4337402	0.21	0	0	1114.5	\$0.00
1890	SER	Miami State School	SS	1018.62	1020.896	1020.137331	0.00	355	350	793	\$3,097.12
1969	MER	Middle Park State School	SS	1053.76	1054.48	1054.239987	0.00	217.6	287.5	587.6	\$1,898.41
414	DSR	Middle Ridge State School	SS	1023.37	1025.2791	1024.642702	0.00	356	337	787	\$3,105.85
1905	CQR	Middlemount Community School	SS	981.5	978.48358	979.4890544	0.21	147.5	117	403.5	\$3,874.75
2144	DSR	Miles State High School	SHS	962.61	964.04742	963.5682829	0.36	0	0	161.5	\$0.00
341	DSR	Miles State School	SS	965.19	966.74261	966.2250765	0.34	71.1	101.5	197.1	\$2,674.47
771	FNR	Millaa Millaa State School	SS	883.06	877.51819	879.365459	1.21	24.5	26.5	62	\$2,741.94
867	NQR	Millaroo State School	SS	1025.32	1027.087	1026.498024	0.00	17	10	30	\$148.31
157	NQR	Millchester State School	SS	886.9	897.20477	893.7698486	1.06	127	142	305.5	\$12,648.46
176	DSR	Millmerran State School	SS	937.32	945.8233	942.9888688	0.57	82.5	100	305	\$4,743.09
1120	CQR	Milman State School	SS	872.98	878.38922	876.5861475	1.23	10.2	17.6	30.8	\$1,165.79
2024	MER	Milpera State High School	SHS	979.3	952.69177	961.5611816	0.38	0	0	235	\$0.00
551	MER	Milton State School	SS	1180.81	1180.245	1180.43333	0.00	254.3	230.1	528.9	\$2,218.59
294	MER	Minden State School	SS	975.26	969.04657	971.1177132	0.29	64.3	66	140.3	\$2,149.57
265	NCR	Minimbah State School	SS	954.13	954.37628	954.2941878	0.46	338.8	323.3	758.6	\$16,201.86
2117	CQR	Mirani State High School	SHS	957.37	958.92682	958.4078792	0.42	0	0	781.5	\$0.00
658	CQR	Mirani State School	SS	951.42	950.78918	950.9994564	0.49	110	162	333	\$5,570.36
792	CQR	Miriam Vale State School	SS	946.28	951.33258	949.648387	0.50	40.5	44.25	149.05	\$2,097.71
1382	FNR	Miriwinni State School	SS	898.98	908.60712	905.3980778	0.95	17	27.5	50	\$1,524.00
1324	FNR	Mission Beach State School	SS	1001.72	1000.336	1000.797332	0.00	112.5	145	306	\$981.48
1919	CQR	Mistake Creek State School	SS	1063.18	1086.443	1078.688662	0.00	6	4	10	\$52.35
27	DSR	Mitchell State School	SS	824.18	827.21808	826.2053857	1.74	37	47.5	133	\$5,823.40
2040	MER	Mitchelton State High School	SHS	1023.96	1019.321	1020.867323	0.00	0	0	421	\$0.00
1538	MER	Mitchelton State School	SS	989.03	994.91669	992.954458	0.07	147	155.3	360.3	\$2,168.41
701	DSR	Moffatdale State School	SS	898.96	920.53131	913.340874	0.87	33	29.5	67.5	\$2,734.15

73	MER	Moggill State School	SS	1109.84	1110.839	1110.505993	0.00	259	295	651	\$2,259.59
417	NCR	Monkland State School	SS	924.93	923.47827	923.962181	0.76	25.5	52	93.5	\$1,881.07
1513	DSR	Monogorilby State School	SS	1114.92	1119.978	1118.292018	0.00	15	13	30.5	\$130.86
2098	CQR	Monto State High School	SHS	944.87	944.53052	944.6436784	0.55	0	0	151	\$0.00
1831	CQR	Monto State School	SS	966.23	969.34821	968.3088037	0.32	51	51	119	\$1,827.49
776	NCR	Montville State School	SS	1099.84	1098.4	1098.880016	0.00	70.5	85.8	179.3	\$615.06
1818	NCR	Mooloolaba State School	SS	1041.33	1044.153	1043.211969	0.00	260.5	224.2	552.2	\$2,272.68
309	NCR	Mooloolah State School	SS	987.99	977.37762	980.915083	0.19	89.3	92	195.8	\$2,236.93
511	DSR	Moonie State School	SS	1009.9	1021.582	1017.68798	0.00	20.5	18.5	45	\$178.85
1739	NCR	Moore Park State School	SS	985.9	988.76563	987.8104167	0.12	76.5	99.5	214	\$1,465.08
1637	MER	Moorooka State School	SS	1008.95	1016.592	1014.044653	0.00	128.5	161.5	329.5	\$1,121.07
1908	CQR	Moranbah East State School	SS	999.86	1002.038	1001.312017	0.00	325.5	299.5	705.5	\$2,839.76
2135	CQR	Moranbah State High School	SHS	960.79	966.69122	964.7241488	0.35	0	0	502.5	\$0.00
896	CQR	Moranbah State School	SS	987.9	986.15778	986.7385173	0.13	195.5	218	473.5	\$3,923.34
1985	NCR	Morayfield East State School	SS	964.75	958.58008	960.6367188	0.39	382.6	457	972.6	\$16,220.66
2154	NCR	Morayfield State High School	SHS	934.73	936.91357	936.1857161	0.64	0	0	1318.2	\$0.00
125	NCR	Morayfield State School	SS	901.01	902.68121	902.1241423	0.98	338.5	303.5	747.5	\$31,293.61
1474	FNR	Moresby State School	SS	943.76	943.07758	943.3050505	0.57	9	8.5	18.5	\$514.99
1753	NCR	Moreton Downs State School	SS	946.26	945.56732	945.7982145	0.54	301.7	293.5	682.7	\$16,620.30
1803	MER	Morningside State School	SS	1066.07	1067.146	1066.787331	0.00	221.8	191.9	479.9	\$1,935.05
291	NQR	Mornington Island State School	SS	560.46	576.362	571.061333	4.29	94	103	278.5	\$35,310.26
525	DSR	Morven State School	SS	1013.39	1027.585	1022.853307	0.00	10	13	26	\$87.24
2002	FNR	Mossman State High School	SHS	954.52	961.63867	959.2657813	0.41	0	0	584.1	\$0.00
167	FNR	Mossman State School	SS	787.65	788.4444	788.179598	2.12	77	112	222	\$14,623.59
381	SER	Mount Alford State School	SS	1024.59	994.42328	1004.478853	0.00	27	20.5	58	\$235.56
1914	CQR	Mount Archer State School	SS	902.32	898.81219	899.9814632	1.00	260.4	320	665.4	\$24,550.71
284	SER	Mount Cotton State School	SS	1010.74	1010.011	1010.253991	0.00	266	278	592	\$2,320.66
267	MER	Mount Crosby State School	SS	1061.21	1064.3879	1063.328626	0.00	300	338	711	\$2,617.29
1975	NQR	Mount Fox State School	SS	951	951	951	0.49	1	6	8	\$50.64
944	FNR	Mount Garnet State School	SS	722.92	722.05811	722.3454036	2.78	31	24	66.5	\$7,633.18
660	MER	Mount Gravatt East State School	SS	1016.25	942.46509	967.0600586	0.33	102.5	120	266.5	\$3,782.38
2056	MER	Mount Gravatt State High School	SHS	1051.86	1049.832	1050.508021	0.00	0	0	992.6	\$0.00
198	MER	Mount Gravatt State School	SS	1017.01	1024.876	1022.253984	0.00	85.5	113	229.5	\$745.93
1067	NQR	Mount Isa Central State School	SS	835.37	873.67297	860.9053158	1.39	96	84.5	218.5	\$12,259.85
3604	NQR	Mount Isa School of the Air	SDE	1009.4	1025.0031	1019.802035	0.00	95.4	74.9	204.3	\$832.30
1166	NCR	Mount Kilcoy State School	SS	948.73	958.77112	955.4240788	0.45	35.5	43.5	91	\$1,663.35
300	CQR	Mount Larcom State School	SS	910.13	903.6792	905.8294661	0.94	17	21	75	\$1,517.73
1189	MER	Mount Marrow State School	SS	967.34	1029.62	1008.859997	0.00	21	26	52	\$183.21
690	NCR	Mount Mee State School	SS	1033.83	1027.676	1029.72735	0.00	34.5	42	85.5	\$300.99
1109	FNR	Mount Molloy State School	SS	997.77	997.77002	997.770013	0.02	8	10	21	\$85.05
526	CQR	Mount Morgan Central State School	SS	868.35	843.96979	852.0965251	1.48	92.5	120.4	246.1	\$12,509.87
2010	CQR	Mount Morgan State High School	SHS	880.92	843.39978	855.9065202	1.44	0	0	166.5	\$0.00
1511	CQR	Mount Murchison State School	SS	886.22	929.20361	914.8757422	0.85	8.5	5.5	14	\$693.09
737	MER	Mount Nebo State School	SS	1105.81	1113.976	1111.253968	0.00	18	19.5	38.5	\$157.04
75	CQR	Mount Perry State School	SS	931.82	927.34857	928.8390479	0.71	30	30.5	70	\$2,087.87
608	MER	Mount Petrie State School	SS	1091.77	1087.204	1088.725986	0.00	29	38.5	77	\$253.00
377	NCR	Mount Samson State School	SS	1069.51	1069.605	1069.57332	0.00	138	121	279	\$1,203.95
1531	FNR	Mount Surprise State School	SS	785.21	785.21002	785.2100146	2.15	3.5	7	10.5	\$673.60
464	DSR	Mount Sylvia State School	SS	926.21	919.66467	921.8464486	0.78	19.5	19.5	44	\$1,473.76
1111	MER	Mount Tarampa State School	SS	924.06	926.54993	925.7199512	0.74	19.5	16	43	\$1,409.15
1037	DSR	Mount Tyson State School	SS	971.71	985.33722	980.7948128	0.19	20.5	26.5	54	\$515.63
1906	SER	Mount Warren Park State School	SS	933.01	934.74438	934.1662565	0.66	299.4	338	729.4	\$19,472.64
495	DSR	Mount Whitestone State School	SS	969.47	968.04797	968.5219824	0.31	9	7	19	\$320.86
2190	NCR	Mountain Creek State High School	SHS	1034.14	1033.744	1033.876012	0.00	0	0	1895	\$0.00
1999	NCR	Mountain Creek State School	SS	1024.09	1024.179	1024.149303	0.00	403.1	576.2	1134	\$3,516.76
2136	CQR	Moura State High School	SHS	943.81	927.04773	932.635153	0.67	0	0	166	\$0.00

932	CQR	Moura State School	SS		962.03	954.94647	957.3076481	0.43		140	142.5	316.5	\$6,334.10
957	FNR	Mourilyan State School	SS		936.12	933.81488	934.5832536	0.65		56.5	63.8	143.3	\$3,654.54
159	SER	Mudgeeraba Creek State School	SS		1018.86	1014.733	1016.108647	0.00		263.5	294.5	642	\$2,298.85
663	SER	Mudgeeraba State School	SS		993.91	995.52692	994.9879443	0.05		325	344.75	769.75	\$4,228.78
1418	CQR	Mulgildie State School	SS		987.76	984.26727	985.4315153	0.15		9	16.5	37.5	\$190.68
436	NQR	Mundingburra State School	SS		978.52	986.96777	984.151849	0.16		278.5	299	677.5	\$6,205.23
722	FNR	Mundoo State School	SS		925.08	924.20459	924.4963932	0.76		17	9.5	36	\$1,246.28
1420	CQR	Mundubbera State School	SS		956.34	963.0257	960.7971305	0.39		64.5	81.5	237	\$2,725.68
507	DSR	Mungallala State School	SS		973.82	980.15881	978.0458757	0.22		3.5	2.5	6	\$96.26
217	NCR	Mungar State School	SS		1027.79	963.81519	985.1401237	0.15		16	27.5	63	\$342.97
1469	MER	Murarrie State School	SS		927.32	935.06482	932.4832129	0.68		21.5	39	72	\$1,429.29
2052	DSR	Murgon State High School	SHS		830.22	832.77478	831.9231868	1.68		0	0	366.8	\$0.00
871	DSR	Murgon State School	SS		797.49	805.74219	802.9914583	1.97		81.5	103	230	\$14,445.60
76	DSR	Murphy's Creek State School	SS		926.91	925.92462	926.2530811	0.74		23	30.5	59	\$1,651.58
1030	FNR	Murray River Upper State School	SS		833.34	799.61047	810.8536491	1.89		23	26	54.5	\$3,921.99
1177	DSR	Murray's Bridge State School	SS		993.27	983.85248	986.991652	0.13		0.5	10.5	11	\$9.93
7574	NCR	Murrumba State Secondary College	SHS			1010.758	1010.757996	0.00		0	0	472.5	\$0.00
1678	SER	Musgrave Hill State School	SS		988.47	990.87091	990.0706071	0.10		162	160.2	375.2	\$2,789.31
1317	NQR	Mutarnee State School	SS		968.84	1002.881	991.5339876	0.08		7	6.5	17.5	\$111.76
993	FNR	Mutchilba State School	SS		926.41	926.40997	926.4099821	0.74		8	18	27.8	\$573.39
152	SER	Mutdapilly State School	SS		950	950	950	0.50		13.5	12	29.5	\$695.18
304	CQR	Muttaborra State School	SS		920.12	936.58301	931.0953385	0.69		6	7	14	\$405.99
1481	CQR	Nagoorin State School	SS		959.78	959.78003	959.7800195	0.40		6	4.5	11.5	\$258.77
2031	NCR	Nambour State High School	SHS		972.46	972.73071	972.6404753	0.27		0	0	1331.6	\$0.00
363	NCR	Nambour State School	SS		930	930.52362	930.3490804	0.70		142	199	405	\$9,699.18
2157	DSR	Nanango State High School	SHS		941.79	948.12372	946.0124788	0.54		0	0	502	\$0.00
77	DSR	Nanango State School	SS		925.78	930.34003	928.8200179	0.71		199.5	243	513	\$13,887.61
1200	NCR	Narangba State School	SS		994.99	995.8631	995.5720654	0.04		302.1	270.6	630.6	\$3,779.87
444	NCR	Narangba Valley State High School	SHS		986.95	984.69647	985.4476481	0.15		0	0	1836.4	\$0.00
1725	NCR	Narangba Valley State School	SS		1001.77	1004.969	1003.902663	0.00		390	492	1011.5	\$3,402.47
479	MER	Nashville State School	SS		1009.52	1008.344	1008.735996	0.00		126.5	114.5	278.5	\$1,103.62
184	CQR	Nebo State School	SS		891.21	911.26837	904.5822477	0.95		28.5	25.5	61	\$2,574.84
2169	SER	Nerang State High School	SHS		953.5	956.88531	955.7568766	0.44		0	0	904	\$0.00
218	SER	Nerang State School	SS		941.01	923.32861	929.2224089	0.71		160	183.5	394.5	\$11,082.86
943	MER	New Farm State School	SS		1153.28	1156.443	1155.388662	0.00		176.5	145	355	\$1,539.84
228	MER	Newmarket State School	SS		1093.83	1099.63	1097.69667	0.00		80.3	73.5	173.8	\$700.56
1227	DSR	Newtown State School	SS		876.57	876.14471	876.2864762	1.24		158	141.5	335.5	\$18,098.84
1735	DSR	Nobby State School	SS		1023.99	999.6792	1007.782799	0.00		23.5	16.5	46	\$205.02
2088	NCR	Noosa District State High School	SHS	2088	994.35	992.35663	993.0210856	0.07		0	0	1154.9	\$0.00
2292	NCR	Noosa District State High School - Pomona Campus	CAMPUS	2088	N/A	992.35663	992.3566284	0.08		0	0	121.5	\$0.00
175	NCR	Noosaville State School	SS		1003.96	1004.467	1004.297987	0.00		217	300.5	581.5	\$1,893.17
1741	SER	Norfolk Village State School	SS		1007.68	1008.953	1008.528669	0.00		392.5	386.5	851.7	\$3,424.28
926	MER	Norman Park State School	SS		1139.08	1138.16	1138.466689	0.00		207.1	203	459.6	\$1,806.80
360	NQR	Normanton State School	SS		618.84	626.67542	624.06361	3.76		43.5	59.1	175.3	\$14,368.16
1863	MER	Norris Road State School	SS		967.71	971.78003	970.4233529	0.30		234.2	234.4	527.6	\$7,968.50
469	NCR	North Arm State School	SS		1059.92	1057.839	1058.53266	0.00		175.5	158	371	\$1,531.11
731	CQR	North Eton State School	SS		913.95	913.95001	913.9500081	0.86		1.5	2.5	6.5	\$123.50
2324	NCR	North Lakes State College	SS		1022.09	1022.056	1022.067354	0.00		446.6	697	2881.6	\$3,896.27
2041	CQR	North Rockhampton State High School	SHS		902.3	909.26379	906.9425293	0.93		0	0	963.8	\$0.00
211	NQR	Northern Beaches State High School	SHS		910.44	915.54199	913.8413281	0.86		0	0	509	\$0.00
1243	FNR	Northern Peninsula Area State College	SS	1243	640.12	642.97443	642.0229508	3.58		160.5	160.5	515	\$50,547.88
281	MER	Northgate State School	SS		981.11	981.05292	981.071945	0.19		70.1	93	186.1	\$1,746.57
1957	CQR	Northview State School	SS		965.41	971.77588	969.6539193	0.30		113.7	159.5	314.2	\$3,943.40
445	NCR	Norville State School	SS		967.33	967.42529	967.3935286	0.33		294.5	359.5	755	\$10,783.43
785	SER	Numinbah Valley State School	SS		1033.38	1029.498	1030.792031	0.00		3	6	12	\$26.17
43	MER	Nundah State School	SS		1085.22	1081.162	1082.514658	0.00		321	299	685	\$2,800.50

1589	MER	Nyanda State High School	SHS	923.88	920.38593	921.5506169	0.78	0	0	300.5	\$0.00
1238	CQR	Oakenden State School	SS	987.95	962.79077	971.177181	0.29	6.5	6	13.5	\$216.97
2099	DSR	Oakey State High School	SHS	901.08	906.97052	905.0070133	0.95	0	0	394.7	\$0.00
166	DSR	Oakey State School	SS	870.75	875.46478	873.8931885	1.26	151.5	161.5	365.5	\$17,664.42
331	MER	Oakleigh State School	SS	1138.38	1142.14	1140.886676	0.00	250	225	514.5	\$2,181.07
620	NCR	Oakwood State School	SS	1005.48	945.20343	965.2956201	0.35	34.5	47	92.5	\$1,325.17
1964	MER	Old Yarranlea State School	SS	1068.07	1150.219	1122.835996	0.00	5	9.5	17.5	\$43.62
51	NCR	One Mile State School	SS	944.81	943.31592	943.8139453	0.56	208.5	211.5	486	\$11,839.92
556	NQR	Oonoonba State School	SS	982.41	987.28998	985.6633187	0.14	211.4	236.8	509.2	\$4,436.86
1271	CQR	Orion State School	SS	958.89	970.43018	966.5834505	0.33	6.5	0.5	8	\$242.51
336	SER	Ormeau State School	SS	1005.93	1005.454	1005.612653	0.00	330.8	394.5	852.3	\$2,885.99
6136	SER	Ormeau Woods State High School	SHS	1003.01	996.73969	998.82979	0.01	0	0	827.5	\$0.00
23	SER	Ormiston State School	SS	1049.8	1051.7159	1051.077295	0.00	255	214.5	534	\$2,224.69
74	NQR	Osborne State School	SS	807.31	828.95227	821.7381803	1.78	5	4.5	9.5	\$806.05
1970	SER	Oxenford State School	SS	986.49	989.61072	988.5704785	0.11	217.5	235	510	\$4,024.00
79	MER	Oxley State School	SS	967.31	974.81897	972.3159798	0.28	219.1	231	514.6	\$7,100.02
1991	NCR	Pacific Paradise State School	SS	966.61	972.34918	970.4361214	0.30	272	293.5	647	\$9,251.65
1745	SER	Pacific Pines State High School	SHS	985.91	988.42322	987.5854785	0.12	0	0	1325.8	\$0.00
1744	SER	Pacific Pines State School	SS	1006.59	1006.213	1006.338675	0.00	380.5	558	1098.5	\$3,319.59
831	MER	Pallara State School	SS	981.16	983.78387	982.9092497	0.17	93.5	102	221	\$2,182.65
240	SER	Palm Beach State School	SS	990.42	988.34552	989.0370133	0.11	175.5	232	477.5	\$3,176.92
2129	SER	Palm Beach-Currumbin State High School	SHS	994.24	996.05847	995.4523145	0.05	0	0	2048.5	\$0.00
592	NCR	Palmwoods State School	SS	1013.98	1011.361	1012.234015	0.00	212	240	504.5	\$1,849.55
983	CQR	Park Avenue State School	SS	849.53	855.38483	853.4332178	1.47	57.5	55	126.5	\$7,710.66
5700	SER	Park Lake State School	SS	1035.78	1028.506	1030.930654	0.00	323	275.4	659.4	\$2,817.95
2187	SER	Park Ridge State High School	SHS	953.15	951.40332	951.9855469	0.48	0	0	959.2	\$0.00
515	SER	Park Ridge State School	SS	958.5	961.05603	960.2040202	0.40	220	252.5	533	\$9,408.52
1467	NCR	Parke State School	SS	947.26	945.36719	945.998125	0.54	28	37	74	\$1,537.70
922	CQR	Parkhurst State School	SS	977.41	968.94702	971.7680143	0.28	111.5	120.5	271	\$3,665.46
639	FNR	Parramatta State School	SS	759.43	803.17261	788.5917383	2.11	178.5	206.5	436.5	\$33,837.21
1486	MER	Patrick Estate State School	SS	962.97	973.20837	969.7955827	0.30	20	23	48	\$691.23
1864	MER	Patricks Road State School	SS	1068.96	1072.5909	1071.380628	0.00	254.8	317	661.8	\$2,222.95
286	MER	Payne Road State School	SS	1131.64	1132.599	1132.279333	0.00	102.3	118.4	267.2	\$892.49
672	NCR	Peachester State School	SS	996.68	1001.883	1000.148664	0.00	50.5	54.5	119	\$440.58
86	SER	Peak Crossing State School	SS	1004.61	999.22131	1001.017542	0.00	78.6	80	176.6	\$685.73
467	NQR	Pentland State School	SS	871.34	871.34003	871.3400179	1.29	11	9	22	\$1,306.59
1712	NCR	Peregian Springs State School	SS	1107.55	1102.234	1104.006006	0.00	285	264	584.5	\$2,486.42
183	NCR	Petrie State School	SS	988.67	991.88898	990.8159847	0.09	254.9	236.5	564.9	\$4,226.33
80	MER	Petrie Terrace State School	SS	1159.01	1159.84	1159.563311	0.00	88.5	69.5	177	\$772.10
419	NCR	Pialba State School	SS	881.72	885.77588	884.4239193	1.16	208.5	287.5	578.5	\$22,432.26
422	DSR	Pilton State School	SS	1054.12	1023.809	1033.912681	0.00	11.5	10.5	27.5	\$100.33
2049	NQR	Pimlico State High School	SHS	1017.2	1011.543	1013.428687	0.00	0	0	1503.6	\$0.00
81	SER	Pimpama State School	SS	1014.1	1011.76	1012.540007	0.00	166.5	131.5	329.5	\$1,452.59
1408	CQR	Pindi Pindi State School	SS	967.8	955.65277	959.7018473	0.40	14	12.5	29.5	\$604.74
2102	NCR	Pine Rivers State High School	SHS	974.25	976.21082	975.5572103	0.24	0	0	1383.5	\$0.00
1141	CQR	Pinnacle State School	SS	975.74	974.31897	974.7926465	0.25	13.5	13	28	\$408.87
2168	CQR	Pioneer State High School	SHS	903.8	907.11902	906.012679	0.94	0	0	821	\$0.00
2119	DSR	Pittsworth State High School	SHS	954.09	951.21368	952.1724561	0.48	0	0	480.5	\$0.00
373	DSR	Pittsworth State School	SS	963.07	963.4118	963.2978695	0.37	124.5	170.2	334.2	\$4,994.88
720	NCR	Pomona State School	SS	984.95	984.94391	984.9459391	0.15	107.5	127.5	278	\$2,322.17
457	FNR	Pormpuraaw State School	SS	563.86	584.11902	577.3660124	4.23	37.25	36	85.75	\$13,791.74
208	CQR	Port Curtis Road State School	SS	898.04	906.92871	903.9658073	0.96	23.5	36	68.5	\$2,135.50
1979	FNR	Port Douglas State School	SS	1041.69	1033.369	1036.142679	0.00	99	117	249.5	\$863.70
1704	DSR	Pozieres State School	SS	1004.45	1009.088	1007.542008	0.00	6.5	9	16.5	\$56.71
488	NQR	Prairie State School	SS	885.92	915.84021	905.8668066	0.94	7	7	17	\$624.72
238	MER	Prenzlau State School	SS	1001.29	989.19189	993.2245964	0.07	12.5	12	27.5	\$181.50

2090 NQR	Proserpine State High School	SHS		978.09	978.52728	978.3815218	0.22		0	0	894	\$0.00
779 NQR	Proserpine State School	SS		939.88	938.20801	938.7653385	0.61		252.6	279.5	638.6	\$15,435.07
1655 CQR	Prospect Creek State School	SS		919.62	928.20117	925.3407813	0.75		13.5	10	30.5	\$979.94
1155 DSR	Proston State School	SS		1001.41	913.06207	942.5113818	0.57		32.5	35.5	115.5	\$1,881.76
140 MER	Pullenvale State School	SS		1155.81	1156.243	1156.098695	0.00		197.6	198.5	438.6	\$1,723.92
1194 NQR	Queens Beach State School	SS		926.94	928.67242	928.0949495	0.72		199.5	233.5	484.5	\$14,011.35
5685 MER	Queensland Academy for Creative Industries	SHS		1138.38	1136.849	1137.359333	0.00		0	0	343.4	\$0.00
5727 SER	Queensland Academy for Health Sciences	SHS		1139.06	1139.976	1139.670635	0.00		0	0	310.5	\$0.00
5684 MER	Queensland Academy for Science Mathematics and Tec	SHS		1155.95	1155.562	1155.691341	0.00		0	0	442	\$0.00
2228 MER	Queensland School for Travelling Show Children	SS		913.38	910.8963	911.7242008	0.88		21	21.7	49.2	\$1,768.95
1594 DSR	Quilpie State College	SS		840.48	846.05078	844.1938542	1.56		19	22.5	55	\$2,698.03
958 DSR	Quinalow Prep-10 State School	SS		965.54	976.88318	973.1021191	0.27		22	26	73	\$698.12
975 MER	Raceview State School	SS		947.34	944.2124	945.2549349	0.55		396.2	391.3	913.5	\$22,010.32
1530 NQR	Railway Estate State School	SS		913.35	907.83258	909.6717204	0.90		91	114.5	227.75	\$7,825.24
1955 NCR	Rainbow Beach State School	SS		934.07	1012.82	986.5700049	0.13		42.5	51.5	115.5	\$859.03
1491 MER	Rainworth State School	SS		1201.23	1197.145	1198.50668	0.00		223	218	488	\$1,945.52
29 DSR	Ramsay State School	SS		1097.73	1092.589	1094.30266	0.00		22	7.5	32	\$191.93
1174 DSR	Rangeville State School	SS		999.74	994.14862	996.0124137	0.04		340.6	405	873.1	\$4,133.28
1870 NQR	Rasmussen State School	SS		803.81	798.87708	800.5213835	1.99		211.5	219.3	489.3	\$37,934.54
1332 SER	Rathdowney State School	SS		963.96	974.60822	971.0588102	0.29		26.5	25.5	56.5	\$887.24
1315 FNR	Ravenshoe State School	SS	1315	823.67	826.18909	825.3493913	1.75		89.5	96	425.5	\$14,151.87
141 NQR	Ravenswood State School	SS		984.4	969.06958	974.1797201	0.26		14	6	20	\$431.36
2174 MER	Redbank Plains State High School	SHS		912.76	917.57642	915.970944	0.84		0	0	1272	\$0.00
88 MER	Redbank Plains State School	SS		926.51	928.70789	927.9752572	0.72		311.2	357.7	784.9	\$21,888.16
719 MER	Redbank State School	SS		923.6	923.36981	923.4465413	0.77		92.6	72.5	187.6	\$6,871.71
2045 NCR	Redcliffe State High School	SHS		963.78	967.07092	965.9739486	0.34		0	0	1173	\$0.00
229 SER	Redland Bay State School	SS		990.3	989.13831	989.5255371	0.10		369.5	445.5	940.5	\$6,534.31
1336 FNR	Redlynch State College	SS		1018.61	1018.176	1018.320684	0.00		375	473	1763.9	\$3,271.61
1996 SER	Regents Park State School	SS		953.86	954.34589	954.1839242	0.46		243.8	298.2	624	\$11,681.83
721 MER	Richlands East State School	SS		866.47	873.61932	871.2362158	1.29		168.6	198	405.6	\$20,041.42
733 NQR	Richmond Hill State School	SS		904.49	898.49579	900.493859	1.00		167	161	370.5	\$15,671.69
576 NQR	Richmond State School	SS		910	929.31403	922.8760173	0.77		22.45	26.9	75.35	\$1,676.94
1489 CQR	Ridgeland State School	SS		1023.34	974.31158	990.6543896	0.09		19.5	24.5	51	\$326.01
1865 MER	Riverview State School	SS		843.01	853.67743	850.1216195	1.50		101	114	246.5	\$13,830.05
582 SER	Roadvale State School	SS		1000.2	991.14697	994.1646484	0.06		20	18	42	\$274.32
1899 MER	Robertson State School	SS		1135.69	1134.402	1134.831318	0.00		272.3	320.5	680.8	\$2,375.62
195 SER	Robina State High School	SHS		987.56	986.93671	987.144471	0.13		0	0	1189.5	\$0.00
1982 SER	Robina State School	SS		1039.63	1039.736	1039.700641	0.00		271.5	364	742.5	\$2,368.64
1886 SER	Rochedale South State School	SS		985.92	990.99579	989.303859	0.11		141.4	147.5	331.9	\$2,527.36
2158 MER	Rochedale State High School	SHS		978.06	978.59479	978.4165251	0.22		0	0	1097	\$0.00
1638 MER	Rochedale State School	SS		1024.19	1025.295	1024.926696	0.00		371.3	413.8	889.6	\$3,239.33
2011 CQR	Rockhampton State High School	SHS		916.79	918.88507	918.1867139	0.82		0	0	1045	\$0.00
454 MER	Rocklea State School	SS		912.76	916.2608	915.0938688	0.85		17	28.5	49	\$1,383.01
1786 DSR	Rockville State School	SS		771.67	793.44513	786.1867529	2.14		49	59	118.5	\$9,389.45
92 CQR	Rolleston State School	SS		990.52	991.10858	990.9123877	0.09		27.5	26	59.5	\$453.69
1325 NQR	Rollingstone State School	SS		912.86	925.03302	920.9753467	0.79		32.1	29	67.1	\$2,449.95
5666 DSR	Roma State College	SS	5666	884.49	892.10712	889.5680778	1.10		207	222	830.5	\$21,360.00
613 DSR	Ropeley State School	SS		732.01	732.01001	732.0100065	2.68		2	7	11	\$475.93
759 NCR	Rosedale State School	SS		934.87	932.29779	933.1551937	0.67		22.5	29.5	235	\$1,482.83
2151 MER	Rosewood State High School	SHS		937.28	932.95422	934.3961491	0.66		0	0	522.5	\$0.00
131 MER	Rosewood State School	SS		912.84	915.81293	914.8219515	0.85		91.2	109	248.2	\$7,440.65
1977 FNR	Rossville State School	SS		920.37	944.25812	936.2954118	0.64		17	20.5	40.5	\$1,074.70
472 MER	Runcorn Heights State School	SS		1014.52	1016.809	1016.046014	0.00		252.3	293	617.8	\$2,201.14
2167 MER	Runcorn State High School	SHS		985.74	987.26459	986.7563916	0.13		0	0	922.3	\$0.00
968 MER	Runcorn State School	SS		1043.85	1044.772	1044.464648	0.00		146.4	169.5	369.4	\$1,277.24
1488 SER	Russell Island State School	SS		970.57	927.5683	941.9021989	0.58		90.5	82.8	200.3	\$5,287.15

146	DSR	Ryeford State School	SS		1046.49	1007.34	1020.390018	0.00		3	7	10	\$26.17
1690	MER	Salisbury State School	SS		956.37	965.5744	962.5062679	0.37		109.5	72.5	199.5	\$4,467.23
94	MER	Samford State School	SS		1105.6	1101.826	1103.084033	0.00		324	396	819	\$2,826.67
2047	MER	Sandgate District State High School	SHS		981.17	980.63739	980.8149268	0.19		0	0	1039	\$0.00
153	MER	Sandgate State School	SS		1005.45	1013.82	1011.030005	0.00		150.7	146.5	332.7	\$1,314.75
1754	NCR	Sandy Strait State School	SS		938.6	938.98212	938.8547445	0.61		286.5	369	782	\$17,484.61
2101	CQR	Sarina State High School	SHS		928.23	932.32123	930.9574854	0.69		0	0	571.9	\$0.00
546	CQR	Sarina State School	SS		894.94	895.11713	895.0580843	1.05		190	231.5	497	\$18,713.53
1560	NCR	Scarborough State School	SS		993.79	991.70532	992.4002148	0.08		359.3	395.5	877.8	\$5,470.41
475	NQR	Scottville State School	SS		903.04	901.70532	902.1502148	0.98		28	24.5	56.5	\$2,587.92
1479	CQR	Seaforth State School	SS		966.38	953.11932	957.5395492	0.42		55	58.5	133	\$2,477.49
590	MER	Serviceton South State School	SS		923.6	923.60352	923.6023438	0.76		137	165	355.5	\$10,148.32
1026	MER	Seven Hills State School	SS		1131.92	1131.772	1131.821315	0.00		173.8	176.5	381.3	\$1,516.28
1007	DSR	Severnlea State School	SS		993.81	993.81	993.8099984	0.06		6	6	16	\$84.12
1131	MER	Seville Road State School	SS		921.14	925.6803	924.1668652	0.76		53.4	62.5	134.4	\$3,929.83
2149	SER	Shailer Park State High School	SHS		956.24	956.41559	956.3570589	0.44		0	0	718.7	\$0.00
1916	SER	Shailer Park State School	SS		967.28	964.6615	965.5343327	0.34		131.1	228.3	448.4	\$5,008.86
400	NCR	Sharon State School	SS		972.47	972.54321	972.5188086	0.27		45.5	61	126.5	\$1,466.55
78	MER	Sherwood State School	SS		1125.27	1126.089	1125.815993	0.00		244.8	267	576.8	\$2,135.71
1623	MER	Shorncliffe State School	SS		1127.49	1123.577	1124.881351	0.00		157.5	141	330.5	\$1,374.08
247	MER	Silkstone State School	SS		911.99	915.10638	914.0675895	0.86		333.9	361.5	820.9	\$27,457.06
1528	FNR	Silkwood State School	SS		901.3	901.57971	901.4864746	0.99		25.5	31.5	71	\$2,371.33
99	SER	Slacks Creek State School	SS		969.11	963.79852	965.5690153	0.34		100	117	244	\$3,817.68
1853	CQR	Slade Point State School	SS		860.66	863.15723	862.3248177	1.38		103	130	275.5	\$13,028.73
2159	FNR	Smithfield State High School	SHS		979.61	975.55231	976.9048714	0.23		0	0	807	\$0.00
692	MER	Somerset Hills State School	SS		991.03	997.77838	995.5289209	0.04		51.6	56.5	128.6	\$647.52
1518	FNR	South Johnstone State School	SS		808.59	807.9068	808.1345329	1.92		20	11	33	\$3,456.94
1241	DSR	Southbrook Central State School	SS		986.68	989.21887	988.3725814	0.12		21.5	27	54.5	\$401.41
2037	SER	Southport State High School	SHS		975.39	977.33752	976.6883496	0.23		0	0	1110.5	\$0.00
368	SER	Southport State School	SS		959.49	958.81677	959.0411816	0.41		212.5	245.5	528.5	\$9,299.15
5149	NQR	Spinifex State College - Mount Isa - Junior Campus	CAMPUS	5147	N/A	870.01837	870.0183716	1.30		0	0	882.5	\$0.00
1931	SER	Springbrook State School	SS		1015.69	1000.901	1005.830667	0.00		14.5	12	29	\$126.50
7131	MER	Springfield Central State High School	SHS		N/A	998.32892	998.3289185	0.02		0	0	382	\$0.00
7123	MER	Springfield Central State School	SS		N/A	1028.748	1028.748047	0.00		95.5	80.5	195.5	\$833.17
5556	MER	Springfield Lakes State School	SS		1016.58	1015.717	1016.004653	0.00		495	491	1087.5	\$4,318.52
102	CQR	Springsure State School	SS		941.51	938.37732	939.4215462	0.61		38.8	34	116.3	\$2,349.09
1869	SER	Springwood Central State School	SS		996.32	996.65918	996.5461198	0.03		145	132.9	325.4	\$1,693.42
358	SER	Springwood Road State School	SS		991.48	990.87701	991.0780094	0.09		236	251	582	\$3,860.07
2140	SER	Springwood State High School	SHS		992.02	988.36792	989.5852799	0.10		0	0	825.5	\$0.00
1425	SER	St Bernard State School	SS		1104.19	1088.554	1093.76597	0.00		147	170.5	363	\$1,282.47
2143	DSR	St George State High School	SHS		840.41	852.69562	848.6004118	1.51		0	0	210.3	\$0.00
134	DSR	St George State School	SS		759.81	767.86011	765.1767383	2.35		85.55	98.5	211.55	\$17,930.73
236	NCR	St Helens State School	SS		966.05	964.6853	965.1402018	0.35		122	120.5	275.5	\$4,702.32
103	CQR	St Lawrence State School	SS		935.2	921.4917	926.0611328	0.74		2.1	3	6.1	\$151.14
1016	MER	Stafford Heights State School	SS		966.4	967.82892	967.3526123	0.33		93.3	86.5	200.8	\$3,419.54
487	MER	Stafford State School	SS		953.23	951.19708	951.8747217	0.48		105	120	256.5	\$5,238.55
1934	NQR	Stamford State School	SS		816.49	816.5	816.4966667	1.84		1.5	1	2.5	\$248.54
2064	DSR	Stanthorpe State High School	SHS		957.73	962.47333	960.8922184	0.39		0	0	593.5	\$0.00
132	DSR	Stanthorpe State School	SS		954.24	958.08368	956.8024528	0.43		109.5	148	297	\$5,001.49
129	CQR	Stanwell State School	SS		989.61	953.69281	965.6652067	0.34		9	23	38	\$342.85
933	CQR	Stonehenge State School	SS		961.13	961.13	961.1300033	0.39		1.8	4	5.8	\$75.55
1245	NCR	Strathpine State School	SS		990.35	982.06769	984.8284587	0.15		164.5	207	430.5	\$3,570.00
1910	NCR	Strathpine West State School	SS		956.48	960.50208	959.1613835	0.41		268	293.5	649.5	\$11,700.31
5554	MER	Stretton State College	SS		1032.11	1033.667	1033.147995	0.00		402.5	478	1712.9	\$3,511.53
636	NQR	Stuart State School	SS		956.85	940.68091	946.0706055	0.54		31	38	79.5	\$1,700.53
622	NCR	Sunbury State School	SS		897.49	902.31317	900.7054476	0.99		96.5	142	284.5	\$9,038.33

1889	MER	Sunnybank Hills State School	SS	1082.15	1085.646	1084.480664	0.00	475.7	490	1096.2	\$4,150.14
2080	MER	Sunnybank State High School	SHS	966.69	970.39368	969.1591178	0.31	0	0	595.5	\$0.00
62	MER	Sunnybank State School	SS	1033.9	1025.481	1028.287305	0.00	134.5	149	332.5	\$1,173.42
965	NQR	Sunset State School	SS	676.17	674.76971	675.2364762	3.25	112	151.1	298.1	\$32,091.25
2108	NCR	Sunshine Beach State High School	SHS	1018.78	1021.607	1020.664663	0.00	0	0	1047.6	\$0.00
1917	NCR	Sunshine Beach State School	SS	1075.97	1075.9969	1075.987965	0.00	295	396	808	\$2,573.67
142	DSR	Surat State School	SS	910.5	928.49707	922.4980469	0.78	29.5	23	67	\$2,213.09
1295	SER	Surfers Paradise State School	SS	1047.48	1052.2321	1050.648037	0.00	293	316	682	\$2,556.22
1595	CQR	Swayneville State School	SS	919.27	915.12677	916.5078467	0.83	40.5	38.5	92.5	\$3,245.83
1096	DSR	Taabinga State School	SS	957.56	958.6665	958.2976693	0.42	246	261.7	575.2	\$10,921.59
5726	FNR	Tagai State College SS	SS	587	644.07373	625.0491536	3.75	495.5	549	1556.5	\$163,247.20
1112	MER	Taigum State School	SS	947.46	954.03931	951.8462044	0.48	158	161.4	368.8	\$7,886.62
462	NCR	Talara Primary College	SS	1008.41	1010.904	1010.072661	0.00	428	477.1	1028.1	\$3,734.00
201	SER	Tallebudgera State School	SS	1004	1005.826	1005.217326	0.00	292.5	329.5	718	\$2,551.85
1615	DSR	Talwood State School	SS	1034.5	1027.869	1030.079346	0.00	17	21	40.5	\$148.31
150	DSR	Tambo State School	SS	911.88	933.67108	926.4073877	0.74	25	28.5	76.5	\$1,791.90
2265	SER	Tamborine Mountain State High School	SHS	1044.63	1043.734	1044.032673	0.00	0	0	664	\$0.00
913	SER	Tamborine Mountain State School	SS	1050.82	1048.8409	1049.500628	0.00	194	235.5	519.5	\$1,692.51
1252	SER	Tamrookum State School	SS	943.77	941.24548	942.0869889	0.58	32	44.5	86.5	\$1,864.43
1446	DSR	Tanduringie State School	SS	968.02	976.85907	973.9127132	0.26	18	27.5	52	\$558.71
231	CQR	Tannum Sands State High School	SHS	987.12	986.7901	986.9000667	0.13	0	0	937.25	\$0.00
1921	CQR	Tannum Sands State School	SS	975.2	972.89728	973.6648519	0.26	272.5	345.6	723.6	\$8,516.04
295	DSR	Tannymorel State School	SS	977.48	932.05487	947.1965804	0.53	5.5	4	10.5	\$296.41
1357	DSR	Tara Shire State College	SS	896.32	892.34692	893.6712826	1.06	88.4	91	365.5	\$8,811.58
271	MER	Tarampa State School	SS	940.55	956.70477	951.3198486	0.49	41	26.5	75.5	\$2,064.99
1992	CQR	Taranganba State School	SS	975.58	976.53027	976.2135156	0.24	295.5	399	796.5	\$8,590.60
105	DSR	Taroom State School	SS	955.51	953.85193	954.4046191	0.46	32	58.5	132.5	\$1,527.26
494	DSR	Teelba State School	SS	1156.33	1170.51	1165.78334	0.00	9.5	6	17.5	\$82.88
106	DSR	Tent Hill Lower State School	SS	948.2	955.99451	953.3963379	0.47	25.5	26	58.5	\$1,239.03
181	NCR	Tewantin State School	SS	987.65	988.8031	988.4187337	0.12	254.5	325	679.5	\$4,741.58
437	DSR	Texas State School	SS	945.4	950.28491	948.6566081	0.51	63	80.5	193	\$3,316.56
1573	NCR	Thabeban State School	SS	860.09	861.99103	861.3573519	1.39	73	104.5	193.5	\$9,294.36
1278	DSR	Thallon State School	SS	957.17	953.75928	954.8961849	0.45	17	22.5	43.5	\$804.21
1840	CQR	Thangool State School	SS	959.93	968.18073	965.4304834	0.35	51.5	48	111	\$1,972.21
409	DSR	Thargomindah State School	SS	1019.69	849.66528	906.3401888	0.94	16	12.5	30.5	\$1,421.46
1018	CQR	The Caves State School	SS	961.25	952.28229	955.2715251	0.45	45	40	96.5	\$2,114.34
2053	MER	The Gap State High School	SHS	1114.93	1115.726	1115.460635	0.00	0	0	1011.5	\$0.00
1302	MER	The Gap State School	SS	1108.92	1112.5	1111.306667	0.00	135.7	215	398.2	\$1,183.89
1360	DSR	The Gums State School	SS	957.4	957.40002	957.4000163	0.43	11.5	12.5	25.5	\$519.39
1195	CQR	The Hall State School	SS	942.29	946.83557	945.3203809	0.55	141	175.2	359.7	\$7,825.16
1714	DSR	The Summit State School	SS	996.68	904.31787	935.1052474	0.65	18	23	48	\$1,156.24
287	NQR	The Willows State School	SS	978.04	971.19458	973.4763867	0.27	466.8	499.5	1108.8	\$14,663.47
579	NCR	Theebine State School	SS	970.64	952.85278	958.7818555	0.41	8.5	10	18.5	\$373.85
676	CQR	Theodore State School	SS	906.16	960.67029	942.5001921	0.57	48.1	57.5	160.1	\$2,785.47
1240	SER	Thornlands State School	SS	993.02	991.29962	991.8730811	0.08	271.5	344	708	\$4,256.06
245	DSR	Thornton State School	SS	960.91	1046.605	1018.039987	0.00	14	17	35.5	\$122.14
803	DSR	Thulimbah State School	SS	989.46	986.68262	987.6084115	0.12	18.5	17.5	41.5	\$357.50
2172	NQR	Thuringowa State High School	SHS	878.21	879.94781	879.3685433	1.21	0	0	531.5	\$0.00
107	NCR	Tiara State School	SS	952.48	948.16779	949.6051904	0.50	8	11	24	\$414.66
1926	CQR	Tieri State School	SS	964.47	958.09338	960.2189225	0.40	105	95	226.5	\$4,489.09
577	NCR	Tin Can Bay State School	SS	945.56	944.2464	944.684266	0.55	140.6	141	401.5	\$7,879.46
216	NCR	Tinana State School	SS	971	971.57507	971.3833822	0.29	199	243.5	514.5	\$6,607.42
127	MER	Tingalpa State School	SS	970.04	977.09198	974.74132	0.25	156	150	357	\$4,731.59
864	DSR	Tingoora State School	SS	936.71	878.81207	898.1113818	1.02	14.5	15	35.5	\$1,390.27
224	MER	Tivoli State School	SS	917.36	916.42139	916.7342578	0.83	38	43.5	100	\$3,038.11
629	FNR	Tolga State School	SS	1004.37	1005.064	1004.832684	0.00	147	152.5	340	\$1,282.47

1777 NQR	Toobanna State School	SS		723.22	700.44562	708.0370785	2.92		3.5	5	15	\$904.65
2179 DSR	Toogoolawah State High School	SHS		953	947.05768	949.0384521	0.51		0	0	217	\$0.00
1069 DSR	Toogoolawah State School	SS		965.78	956.92792	959.8786117	0.40		59	86.5	164.5	\$2,539.62
2152 CQR	Toolooa State High School	SHS		941.98	944.87598	943.910651	0.56		0	0	792.45	\$0.00
13 MER	Toowong State School	SS		1157.6	1153.9189	1155.145964	0.00		110	114.1	255.1	\$959.67
499 DSR	Toowoomba East State School	SS		1029.48	1028.719	1028.972663	0.00		371	396.5	870	\$3,236.71
110 DSR	Toowoomba North State School	SS		885.1	882.18219	883.1547933	1.17		71.5	79.5	173	\$7,770.22
112 DSR	Toowoomba South State School	SS		910.85	896.3327	901.1718018	0.99		34	35	74	\$3,170.93
2013 DSR	Toowoomba State High School	SHS	2013	977.64	969.76379	972.389196	0.28		0	0	1047	\$0.00
468 DSR	Toowoomba State High School - Wilsonton Campus	CAMPUS	2013	N/A	969.76379	969.7637939	0.30		0	0	692.45	\$0.00
522 NCR	Torbanlea State School	SS		925.85	928.14673	927.3811523	0.73		161.5	170.5	381.5	\$11,441.13
945 NCR	Torquay State School	SS		956.7	953.21082	954.373877	0.46		231	232.5	536	\$11,030.98
113 NQR	Townsville Central State School	SS		1024.76	1020.571	1021.967323	0.00		128.5	143.5	320.5	\$1,121.07
303 NQR	Townsville South State School	SS		993.69	939.0849	957.2865999	0.43		35.5	30	77.5	\$1,606.79
2100 NQR	Townsville State High School	SHS		928.46	930.73999	929.9799935	0.70		0	0	627.3	\$0.00
498 NQR	Townsville West State School	SS		875.93	926.44879	909.6091943	0.90		53	62.5	133	\$4,560.39
1203 NQR	Townview State School	SS		777.79	777.78998	777.7899854	2.22		147.5	163.25	360.75	\$29,323.60
1118 NQR	Trebonne State School	SS		971.08	971.08002	971.0800114	0.29		7	10	21.5	\$234.24
420 CQR	Tresswell State School	SS		927.62	935.44159	932.8343929	0.67		4	2	8	\$264.71
2057 FNR	Trinity Bay State High School	SHS		923.84	914.45618	917.5841178	0.82		0	0	1406.9	\$0.00
1893 FNR	Trinity Beach State School	SS		984.64	986.97571	986.1971387	0.14		310	379.5	822	\$6,364.72
2188 NCR	Tullawong State High School	SHS		940.47	940.09979	940.223195	0.60		0	0	1039.5	\$0.00
1994 NCR	Tullawong State School	SS		929.25	927.71448	928.2263184	0.72		461.8	496.9	1114.7	\$32,381.39
2103 FNR	Tully State High School	SHS		933.56	933.28003	933.3733529	0.67		0	0	573	\$0.00
1008 FNR	Tully State School	SS		866.93	869.92719	868.9281234	1.31		117	119.5	267.5	\$14,138.74
361 NCR	Two Mile State School	SS		993.75	976.9187	982.5291341	0.17		44.5	60	116	\$1,053.27
879 CQR	Ubobo State School	SS		915.3	915.29999	915.2999919	0.85		3.5	2	6	\$284.12
1877 NCR	Undurba State School	SS		1012.74	1010.758	1011.418664	0.00		415.6	447.5	863.1	\$3,625.81
1501 MER	Upper Brookfield State School	SS		1179.96	1173.26	1175.49334	0.00		25	25	52.5	\$218.11
2340 SER	Upper Coomera State College	SS		983.78	982.13348	982.6823226	0.17		387.4	556.6	2369	\$9,118.60
128 MER	Upper Mount Gravatt State School	SS		1054.39	1052.759	1053.302689	0.00		179.5	174.15	407.15	\$1,566.01
1755 NQR	Urandangi State School	SS		523.65	550.4245	541.4996663	4.59		2.5	4	8.5	\$1,002.32
1536 NCR	Urangan Point State School	SS		928.95	929.81482	929.5265462	0.70		160.9	146.5	337.9	\$11,103.34
2110 NCR	Urangan State High School	SHS		960.21	963.00568	962.0737842	0.38		0	0	1652.2	\$0.00
844 DSR	Vale View State School	SS		987.07	1003.342	997.9179867	0.02		30	24	59.5	\$315.16
403 CQR	Valkyrie State School	SS		987.71	992.69458	991.0330534	0.09		7.5	7	14.5	\$122.96
1759 SER	Varsity College	SS		1032.01	1035.101	1034.070635	0.00		613	777.5	3066.2	\$5,347.99
869 SER	Veresdale Scrub State School	SS		971.67	974.27618	973.4074561	0.27		54.5	47	112.5	\$1,715.21
1855 CQR	Victoria Park State School	SS		945.86	948.11578	947.3638558	0.53		262	330	669.5	\$14,082.39
628 NQR	Victoria Plantation State School	SS		1008.42	1019.276	1015.657334	0.00		43.5	37.5	89.5	\$379.51
234 SER	Victoria Point State High School	SHS		966.06	966.40997	966.2933154	0.34		0	0	1263.5	\$0.00
1512 SER	Victoria Point State School	SS		961.66	960.09412	960.6160775	0.39		225.5	302.5	637.5	\$9,564.25
1936 SER	Vienna Woods State School	SS		960.78	962.19861	961.7257389	0.38		94	109.5	249	\$3,897.65
948 NQR	Vincent State School	SS		788.22	830.75342	816.575612	1.83		82	89	196	\$13,581.38
1675 MER	Virginia State School	SS		1030.8	1032.738	1032.092025	0.00		217.2	210.7	463.4	\$1,894.92
760 FNR	Walkamin State School	SS		910.67	930.28082	923.7438818	0.76		15	17.5	35	\$1,109.31
353 CQR	Walkerston State School	SS		947.26	948.70288	948.2219206	0.52		170	166	380.5	\$9,012.65
536 NCR	Walkervale State School	SS		914.72	915.25378	915.0758561	0.85		207.5	257.5	532.5	\$16,884.05
458 DSR	Wallangarra State School	SS		928.06	928.37958	928.2730518	0.72		26	32.5	66.5	\$1,822.08
1192 NCR	Wallaville State School	SS		951	938.4917	942.6611328	0.57		31	50	104.5	\$1,790.94
285 MER	Walloon State School	SS		927.64	931.59558	930.277054	0.70		106	115.5	252	\$7,246.77
182 DSR	Wallumbilla State School	SS		937.42	934.20923	935.2794857	0.65		31.5	27.5	103.5	\$2,018.73
1724 NCR	Wamuran State School	SS		985.33	986.49872	986.1091455	0.14		142	160	343.5	\$2,926.14
1296 DSR	Wandoan State School	SS		1028.75	969.57202	989.2980143	0.11		30.05	37	106.55	\$537.26
1971 CQR	Waraburra State School	SS		884.89	885.90662	885.5677441	1.14		202.8	202.75	453.55	\$21,620.58
386 DSR	Warra State School	SS		978.13	978.13	978.1300033	0.22		3	6	10	\$82.30

1885	MER	Warrigal Road State School	SS		1091.18	1093.817	1092.938011	0.00		513.5	621.5	1293	\$4,479.92
1230	SER	Warrill View State School	SS		964.93	967.46899	966.6226628	0.33		18	19	42	\$670.96
1159	NCR	Wartburg State School	SS		989.9	984.70392	986.4359456	0.14		19.5	32	58	\$396.38
116	DSR	Warwick Central State School	SS		891.87	887.62677	889.04118	1.11		100.5	112.5	239.5	\$10,415.73
225	DSR	Warwick East State School	SS		941.13	935.09869	937.1091292	0.63		90	122	256	\$5,626.94
2015	DSR	Warwick State High School	SHS		937.91	939.64673	939.067819	0.61		0	0	1012	\$0.00
1152	DSR	Warwick West State School	SS		954	959.99933	957.9995524	0.42		236.3	268.5	600.3	\$10,551.20
130	SER	Waterford State School	SS		944.05	949.2132	947.4921305	0.53		278.3	278.7	622.5	\$14,927.97
1856	SER	Waterford West State School	SS		909.22	913.12012	911.8200781	0.88		259.8	289.3	633.6	\$21,863.19
584	MER	Watson Road State School	SS		897.77	896.07489	896.6399268	1.03		81.5	92.4	203.9	\$7,916.84
1149	MER	Wavell Heights State School	SS		1019.12	1026.312	1023.914674	0.00		199.4	170.5	429.4	\$1,739.62
2048	MER	Wavell State High School	SHS		985.13	989.58929	988.102863	0.12		0	0	1325.5	\$0.00
395	NQR	Weir State School	SS		886.44	883.36188	884.3879183	1.16		352	404.5	867.5	\$37,882.09
855	DSR	Wellcamp State School	SS		965.4	965.40002	965.4000163	0.35		25	27.5	56	\$958.03
1844	MER	Wellers Hill State School	SS		1121.24	1122.715	1122.223311	0.00		356.95	349	804.45	\$3,114.13
2178	SER	Wellington Point State High School	SHS		988.71	986.17188	987.0179167	0.13		0	0	1117.5	\$0.00
273	SER	Wellington Point State School	SS		1037.9	1035.557	1036.338005	0.00		214.5	271.5	545	\$1,871.36
212	MER	West End State School	SS		1151.36	1152.275	1151.970016	0.00		255.5	345.9	710.4	\$2,229.06
5399	FNR	Western Cape College SS	SS	5399	809	757.95081	774.9672038	2.25		351	411	1170.35	\$70,627.77
1244	DSR	Westmar State School	SS		1069.43	1069.4301	1069.430036	0.00		5.5	11	19.5	\$47.98
119	CQR	Westwood State School	SS		897.36	914.47858	908.7723844	0.91		6	10.5	17	\$520.57
1405	DSR	Wheatlands State School	SS		1007.74	1010.027	1009.264652	0.00		42	31	80.5	\$366.42
1147	DSR	Wheatvale State School	SS		997.78	983.02972	987.9464827	0.12		28.5	26.5	63	\$542.50
1978	FNR	White Rock State School	SS		814.46	805.58502	808.543348	1.91		221	209.5	476.5	\$38,121.94
2410	MER	Whites Hill State College	SS		992.37	992.711	992.5973324	0.07		113.5	163.4	696.9	\$1,708.92
1980	FNR	Whitfield State School	SS		918.54	923.80518	922.0501172	0.78		384.5	429.3	925.3	\$28,992.49
669	NCR	Widgee State School	SS		947.63	974.87512	965.7934147	0.34		25	19.5	50.5	\$949.62
1972	SER	William Duncan State School	SS		952.43	956.95648	955.4476546	0.45		211	287.5	583	\$9,882.11
2186	NQR	William Ross State High School	SHS		967.09	966.94757	966.9950472	0.33		0	0	918.5	\$0.00
394	DSR	Wilsonton State School	SS		881.42	874.6955	876.9369971	1.23		135.9	211	422.9	\$15,491.67
1485	MER	Wilston State School	SS		1173.52	1169.434	1170.795973	0.00		396.7	376	851.7	\$3,460.93
1990	SER	Windaroo State School	SS		980.65	982.55182	981.9178792	0.18		320.5	362.4	806.9	\$7,753.49
2189	SER	Windaroo Valley State High School	SHS		960.63	959.56128	959.9175195	0.40		0	0	957	\$0.00
292	DSR	Windera State School	SS		1018.03	1014.777	1015.861318	0.00		9	20.5	37	\$78.52
461	CQR	Windsorah State School	SS		899.33	899.33002	899.3300114	1.01		4.5	3	8.5	\$426.77
11	MER	Windsor State School	SS		1133.52	1133.347	1133.404697	0.00		263.5	217.5	538.7	\$2,298.85
603	NCR	Winfield State School	SS		876.89	949.42517	925.2467806	0.75		7.5	4.5	12	\$545.01
478	CQR	Winton State School	SS		836.19	845.90442	842.6662793	1.57		24	24.5	93	\$3,439.40
633	MER	Wishart State School	SS		1054.21	1051.033	1052.091973	0.00		255.8	275	592.3	\$2,231.67
1930	DSR	Withcott State School	SS		996.63	995.41467	995.8197819	0.04		82.5	138	261.75	\$1,014.76
881	NCR	Wolvi State School	SS		858.73	858.72998	858.729987	1.41		10.5	12.5	30	\$1,360.46
1065	DSR	Wondai State School	SS		883.52	885.33472	884.7298112	1.15		61.5	72	185	\$6,600.62
416	MER	Wondall Heights State School	SS		1004.73	1003.334	1003.799323	0.00		302.7	286.8	659.5	\$2,640.84
1614	FNR	Wonga Beach State School	SS		915.45	940.15558	931.9203857	0.68		50.5	63	137	\$3,381.48
456	MER	Woodcrest State College	SS		954.54	957.20673	956.3178174	0.44		297.35	395.4	1840.45	\$13,704.95
370	NCR	Woodford State School	SS		952.65	951.84918	952.1161214	0.48		118	139.5	400.5	\$5,862.77
122	SER	Woodhill State School	SS		954.7	963.77411	960.7494059	0.39		97	69.5	181.5	\$4,103.05
7121	MER	WoodLinks State School	SS	N/A		960.48248	960.4824829	0.40		153	108.5	282.5	\$6,506.76
647	SER	Woodridge North State School	SS		885.01	891.52258	889.351722	1.11		193.5	222.8	470.8	\$20,002.77
2128	SER	Woodridge State High School	SHS		915.76	919.32251	918.1350065	0.82		0	0	980	\$0.00
704	SER	Woodridge State School	SS		877.73	889.11078	885.3171859	1.15		254.55	339.7	710.25	\$27,192.22
615	NQR	Woodstock State School	SS		999.23	968.78741	978.934943	0.21		33.3	31.5	70.8	\$890.56
1378	NCR	Woolooga State School	SS		958.89	941.38623	947.2208203	0.53		7.5	8	16.5	\$404.04
1463	MER	Wooloowin State School	SS		1073.75	1073.34	1073.476644	0.00		118.9	118	265.4	\$1,037.32
476	NCR	Woombye State School	SS		998.01	1001.28	1000.19002	0.00		222.5	209.5	479.5	\$1,941.15
350	NCR	Woongarra State School	SS		984.04	983.81293	983.8886182	0.16		209.5	207	475.5	\$4,715.02

39	SER	Woongoolba State School	SS		972.42	973.93182	973.4278825	0.27		76.5	85.5	196		\$2,406.25
617	CQR	Woorabinda State School	SS		570.69	579.16333	576.3388867	4.24		54	74.65	153.15		\$20,040.84
947	DSR	Wooroolin State School	SS		978.24	917.1084	937.485599	0.63		22.5	15	45.5		\$1,399.49
2162	FNR	Woree State High School	SHS		845.24	844.00671	844.4178092	1.56		0	0	787.9		\$0.00
1902	FNR	Woree State School	SS		842.33	843.61902	843.1893457	1.57		353	422	895.5		\$50,429.96
1993	SER	Worongary State School	SS		978.83	980.29211	979.8047428	0.20		335.5	353	812.5		\$8,722.81
919	CQR	Wowan State School	SS		983.95	922.73077	943.1371826	0.57		17.5	22	46.5		\$1,003.89
547	NQR	Wulguru State School	SS		889.71	886.78522	887.7601449	1.12		145	206	429		\$15,186.57
802	DSR	Wyandra State School	SS		880.84	828.53748	845.9716504	1.54		3	5	8		\$421.44
2021	MER	Wynnum State High School	SHS		955.14	960.27899	958.5659945	0.41		0	0	613		\$0.00
6981	MER	Wynnum State School	SS		963.49333	946.12122	951.9119217	0.48		229	260.1	571.6		\$11,417.74
1765	MER	Wynnum West State School	SS		938.88	946.12122	943.7074772	0.56		204	241.1	521.1		\$11,602.96
524	DSR	Wyreema State School	SS		932.77	932.77002	932.770013	0.67		14.5	14	33		\$960.38
1634	NCR	Yandaran State School	SS		1000.93	955.75537	970.8135807	0.29		17	19	41		\$572.74
491	NCR	Yandina State School	SS		965.81	961.54108	962.9640511	0.37		108.5	112	250		\$4,383.95
151	DSR	Yangan State School	SS		1004.43	1004.113	1004.218651	0.00		32	26	69		\$279.18
1303	FNR	Yarrabah State School	SS	1303	592.29	600.80292	597.9652783	4.02		168	145	461		\$59,241.38
967	DSR	Yarraman State School	SS		943.37	918.43793	926.7486182	0.73		44	58.5	198.5		\$3,140.89
1746	NCR	Yarrilee State School	SS		970.12	967.50018	968.3734554	0.32		278.5	295	674.5		\$9,964.13
1098	CQR	Yarwun State School	SS		925.82	928.78131	927.7942074	0.72		21.5	25.5	53		\$1,515.53
1346	DSR	Yelarbon State School	SS		894.94	913.26611	907.1574089	0.93		13	15	34.5		\$1,145.85
2123	CQR	Yeppoon State High School	SHS		948.46	952.22852	950.9723438	0.49		0	0	871		\$0.00
442	CQR	Yeppoon State School	SS		922.44	926.14563	924.9104199	0.75		109.5	161.5	337.8		\$7,988.72
2054	MER	Yeronga State High School	SHS		1014.08	995.05499	1001.396662	0.00		0	0	571		\$0.00
8	MER	Yeronga State School	SS		1091.67	1102.272	1098.737982	0.00		222.05	219	498.05		\$1,937.23
757	FNR	Yorkeys Knob State School	SS		957.32	960.81641	959.6509375	0.40		88.5	95.5	205.5		\$3,826.66
1581	DSR	Yowah State School	SS		937.88	937.88	937.8800033	0.62		1.5	2	4.5		\$92.79
1954	SER	Yugumbir State School	SS		952.84	950.74683	951.4445508	0.49		490.6	483.4	1113.5		\$24,657.02
372	DSR	Yuleba State School	SS		914.39	913.06262	913.5050814	0.86		16.5	15	32		\$1,364.76
1002	FNR	Yungaburra State School	SS		1048.36	1047.314	1047.662643	0.00		84	80.5	187		\$732.84
275	MER	Zillmere State School	SS		841.65	863.85468	856.4531169	1.44		44.5	38	96.5		\$5,852.43
7873	CQR	Mackay Northern Beaches State High School	SHS			922.66795	922.6679535	0.77		0	0	300		\$0.00
8044	SER	Pimpama State Secondary College	SHS			1023.203	1023.203003	0.00		0	0	330		\$0.00
3031	MER	Aspley Special School	SPEC S		1010.26	N/A	1010.26	0.00		0	0	0		\$0.00
3051	SER	Beenleigh Special School	SPEC S		963.23	N/A	963.23	0.37		0	0	0		\$0.00
3029	NCR	Bundaberg Special School	SPEC S		943.51	N/A	943.51	0.56		0	0	0		\$0.00
3003	NQR	Burdekin School	SPEC S		917.02	N/A	917.02	0.83		0	0	0		\$0.00
3045	NCR	Caboolture Special School	SPEC S		927.76	N/A	927.76	0.72		0	0	0		\$0.00
3055	MER	Calamvale Special School	SPEC S		958.22	N/A	958.22	0.42		0	0	0		\$0.00
3066	MER	Claremont Special School	SPEC S		932.7825	N/A	932.7825	0.67		0	0	0		\$0.00
3087	DSR	Clifford Park Special School	SPEC S		979.36	N/A	979.36	0.21		0	0	0		\$0.00
3054	NCR	Currimundi Special School	SPEC S		994.82	N/A	994.82	0.05		0	0	0		\$0.00
3043	SER	Curumbin Community Special School	SPEC S		1022.74	N/A	1022.74	0.00		0	0	0		\$0.00
3025	MER	Darling Point Special School	SPEC S		1016.81	N/A	1016.81	0.00		0	0	0		\$0.00
3077	MER	Geebung Special School	SPEC S		965.4675	N/A	965.4675	0.35		0	0	0		\$0.00
3034	MER	Goodna Special School	SPEC S		900.96	N/A	900.96	0.99		0	0	0		\$0.00
3007	NCR	Gympie Special School	SPEC S		966.17	N/A	966.17	0.34		0	0	0		\$0.00
3057	NCR	Hervey Bay Special School	SPEC S		958.5	N/A	958.5	0.42		0	0	0		\$0.00
3046	FNR	Innisfail Inclusive Education Centre	SPEC S	6463	875.43	876.20947	875.9496484	0.00		0	0	0		\$0.00
3018	MER	Ipswich Special School	SPEC S		956.4	N/A	956.4	0.44		0	0	0		\$0.00
3015	MER	Ipswich West Special School	SPEC S		915.4	N/A	915.4	0.85		0	0	0		\$0.00
3040	MER	Kuraby Special School	SPEC S		1024.96	N/A	1024.96	0.00		0	0	0		\$0.00
3001	SER	Logan City Special School	SPEC S		896.32	N/A	896.32	1.04		0	0	0		\$0.00
3082	CQR	Mackay District Special School	SPEC S		949.01	N/A	949.01	0.51		0	0	0		\$0.00
3017	NCR	Maryborough Special School	SPEC S		909.8	N/A	909.8	0.90		0	0	0		\$0.00
3005	MER	Mitchelton Special School	SPEC S		1073.38	N/A	1073.38	0.00		0	0	0		\$0.00

3012	MER	Mount Gravatt Special School	SPEC S	1067.71	N/A	1067.71	0.00	0	0	0	\$0.00
3004	NQR	Mount Isa Special School	SPEC S	646.8	N/A	646.8	3.53	0	0	0	\$0.00
3088	MER	Mount Ommaney Special School	SPEC S	1084.3	N/A	1084.3	0.00	0	0	0	\$0.00
3049	SER	Mudgeeraba Special School	SPEC S	1008.64	N/A	1008.64	0.00	0	0	0	\$0.00
3039	NCR	Nambour Special School	SPEC S	1000.55	N/A	1000.55	0.00	0	0	0	\$0.00
3140	MER	Narbethong State Special School	SPEC S	1030.16	N/A	1030.16	0.00	0	0	0	\$0.00
3084	MER	Nursery Road State Special School	SPEC S	1085.3	N/A	1085.3	0.00	0	0	0	\$0.00
3011	NCR	Pine Rivers Special School	SPEC S	976.78	N/A	976.78	0.23	0	0	0	\$0.00
3085	MER	Red Hill Special School	SPEC S	1134.59	N/A	1134.59	0.00	0	0	0	\$0.00
3009	NCR	Redcliffe Special School	SPEC S	937.97	N/A	937.97	0.62	0	0	0	\$0.00
3033	SER	Redland District Special School	SPEC S	1007.41	N/A	1007.41	0.00	0	0	0	\$0.00
3038	CQR	Rockhampton North Special School	SPEC S	936.5	N/A	936.5	0.64	0	0	0	\$0.00
3010	CQR	Rockhampton Special School	SPEC S	916.9	N/A	916.9	0.83	0	0	0	\$0.00
3002	CQR	Rosella Park School	SPEC S	941.99	N/A	941.99	0.58	0	0	0	\$0.00
3026	SER	Southport Special School	SPEC S	999.66	N/A	999.66	0.00	0	0	0	\$0.00
3078	MER	Sunnybank Special School	SPEC S	1035.695	N/A	1035.695	0.00	0	0	0	\$0.00
3032	DSR	Toowoomba West Special School	SPEC S	964.09	N/A	964.09	0.36	0	0	0	\$0.00
2376	NQR	Townsville Community Learning Centre - A State Special	SPEC S	909.85	N/A	909.85	0.90	0	0	0	\$0.00
3014	MER	Western Suburbs State Special School	SPEC S	866.0825	N/A	866.0825	1.34	0	0	0	\$0.00
3042	NCR	Woody Point Special School	SPEC S	959.21	N/A	959.21	0.41	0	0	0	\$0.00
3056	MER	Barrett Adolescent Centre Special School	SPS	1021.14	N/A	1021.14	0.00	0	0	0	\$0.00
3036	MER	Tennyson Special School	SPS	863.35	N/A	863.35	1.37	0	0	0	\$0.00