

# Appendix A – Performance measures

## A great start for all children

### Participation

Proportion of Queensland children enrolled in an early childhood education program

Figure 5: All Queensland children

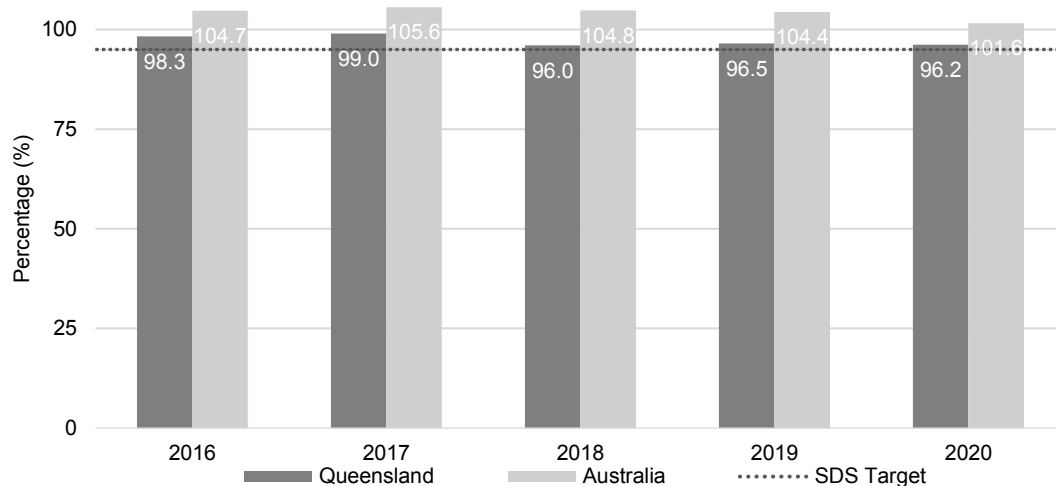
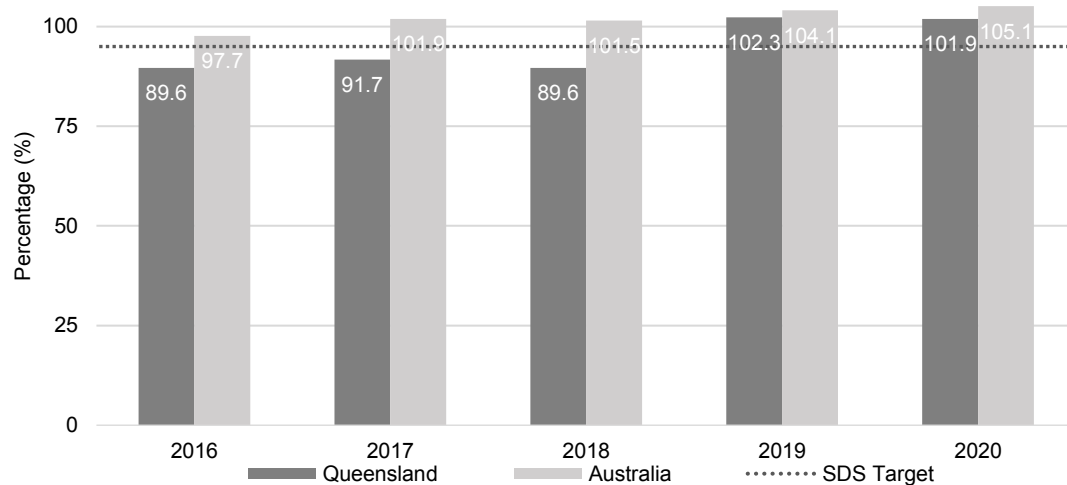
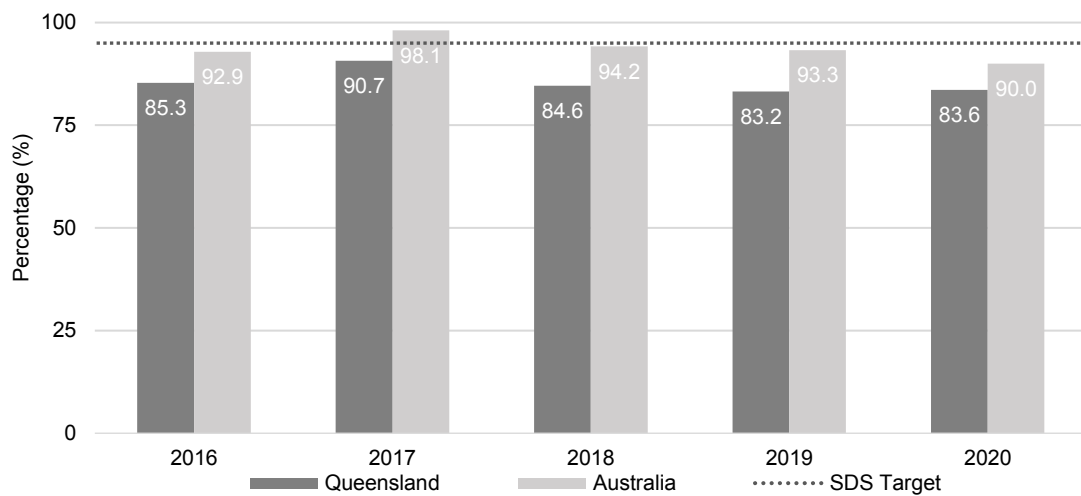


Figure 6: Aboriginal and Torres Strait Islander children



**Figure 7: Children who reside in disadvantaged areas**



Source: Australian Bureau of Statistics (2020) *Preschool Education, Australia*. SDS Target: Service Delivery Statement target for the latest reporting period.

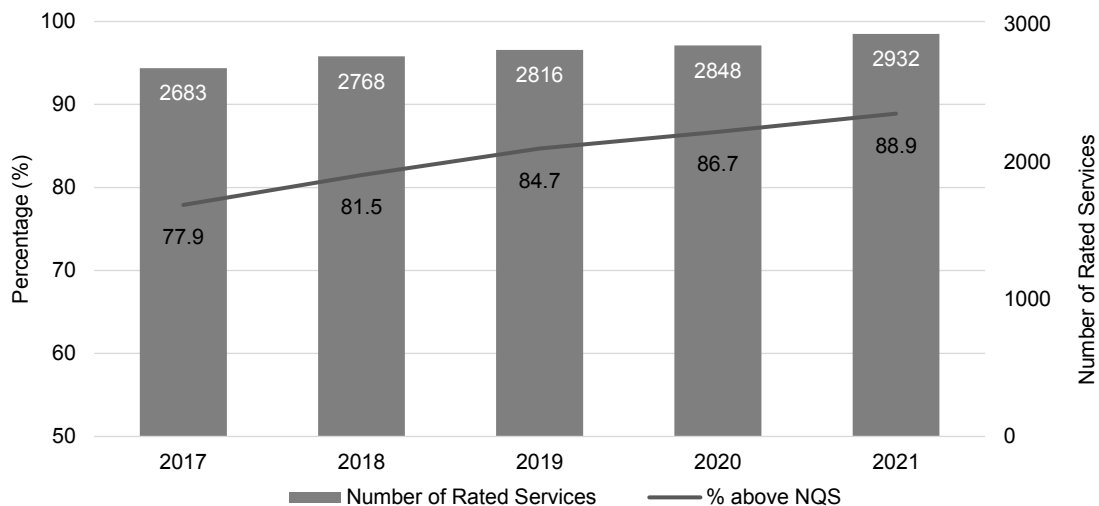
Early childhood education program: a quality play-based program in accordance with the Early Years Learning Framework and the National Quality Standard delivered by a degree-qualified early childhood teacher.

Results over 100 per cent are possible as the nationally agreed measure is the number of children enrolled (aged four or five) divided by the estimated resident population of four-year-old.

The 2018 and 2019 kindergarten participation data was re-released by the ABS to correct an error in the linkage process. No adjustments have been made to the 2016 and 2017 data. As such any comparisons of the data prior to 2018 should be interpreted with caution.

**Proportion of assessed and rated services meeting or above the National Quality Standard**

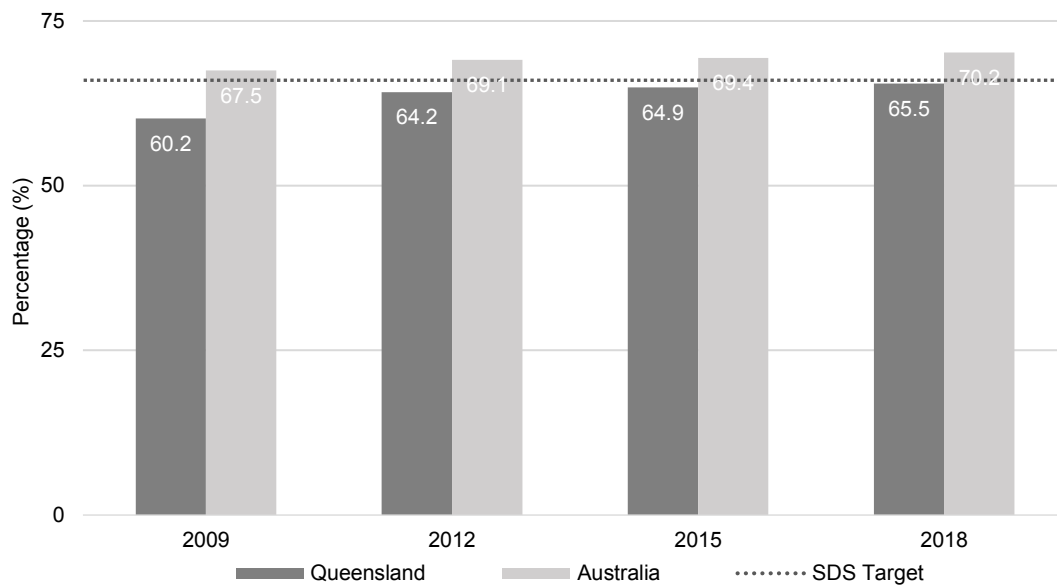
**Figure 8: Quality**



Source: Australian Children's Education and Care Quality Authority (Q2 2021) *National Quality Framework snapshot*. As at 30 June each year.

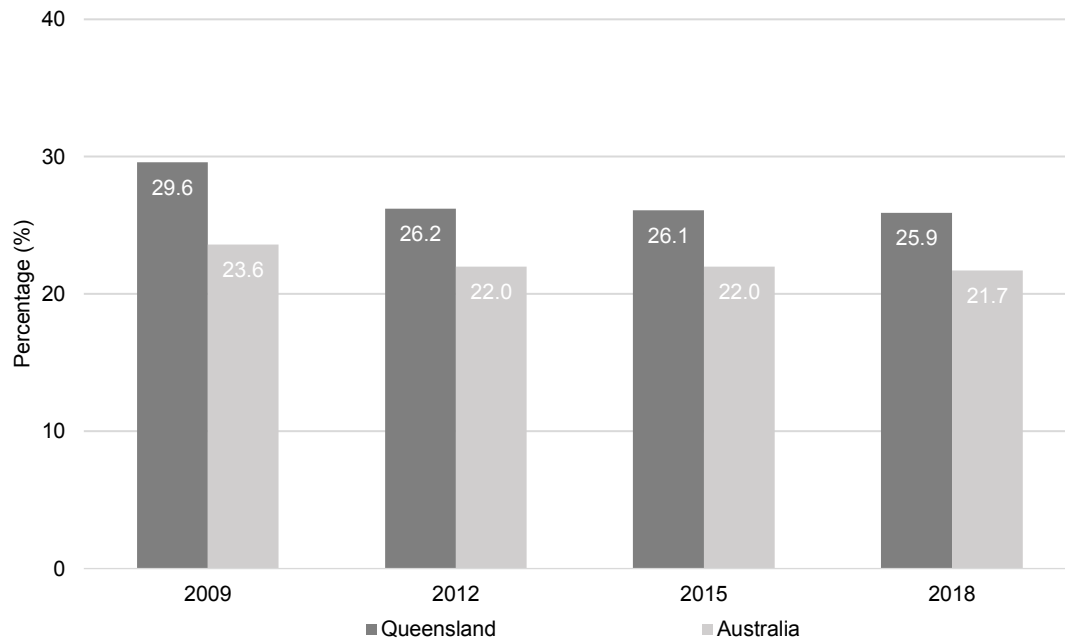
Proportion of children developmentally on track in four or more (of five) AEDC domains

**Figure 9: All Queensland children**



Proportion of children developmentally vulnerable in one or more domains of AEDC

**Figure 10: All Queensland children**



Source: Australian Early Development Census (2018). SDS Target: Service Delivery Statement target for the latest reporting period. The AEDC is conducted every three years with the next census to be conducted in 2021. Results are expected to be made available in early 2022.

## Government expenditure per child – kindergarten

**Table 8: Efficiency**

<b>Expenditure per child</b>	<b>2020–21 Actual</b>	<b>2020–21 SDS Target</b>
Government expenditure per child - kindergarten	\$3,231	\$2,700

Source: Department of Education (2021). The 2020–21 Actual is based on the most recent data published in the 2021 Report on Government Services which uses the previous financial year's expenditure data. The higher than expected government expenditure per child is due to the Queensland Government investing an additional \$17 million to support community kindergartens impacted by the COVID-19 health pandemic.